

AMH Series Adapter Fittings



Fittings

Tubing

Quick Couplings

Line Filters

Valves

Sour Service Products

Subsea Valves

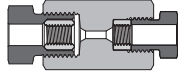
Part Number Crossover Charts

Contents

Fittings

Female to Female - FFC

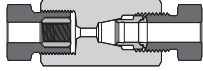
Female High Pressure to Female Medium Pressure



A-69

Tubing

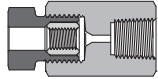
Female High Pressure to Female 20D Series



A-70

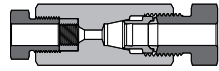
Quick Couplings

Female High Pressure to Female NPT



A-70

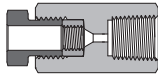
Female Medium Pressure to Female 20D Series



A-71

Line Filters

Female Medium Pressure to Female NPT

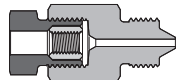


A-72

Valves

Female to Male - FMA

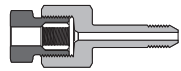
Female High Pressure to Male High Pressure



A-73

Surf Service Products

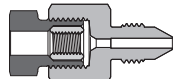
Female High Pressure to T60H Series Coned and Threaded Nipples



A-73

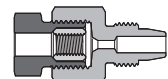
Subsea Valves

Female High Pressure to Male Medium Pressure



A-74

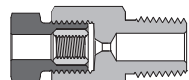
Female High Pressure to Male 20D Series



A-74

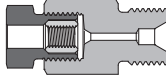
Part Number Crossover Charts

Female High Pressure to Male NPT



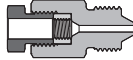
A-75

Female High Pressure to Male Type "M"



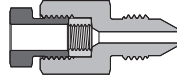
A-75

Female Medium Pressure to Male High Pressure



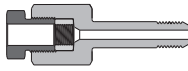
A-76

Female Medium Pressure to Male Medium Pressure



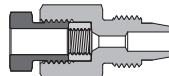
A-77

Female Medium Pressure to Medium Pressure Coned and Threaded Nipples



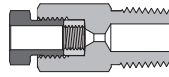
A-78

Female Medium Pressure to Male 20D Series



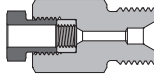
A-79

Female Medium Pressure to Male NPT



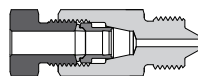
A-80

Female Medium Pressure to Male Type "M"



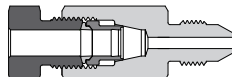
A-81

Female 20D Series to Male High Pressure



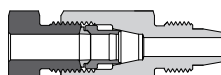
A-81

Female 20D Series to Male Medium Pressure



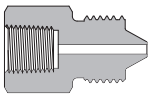
A-82

Female 20D Series to Male 20D Series



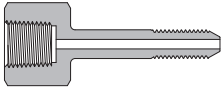
A-83

Female NPT to Male High Pressure



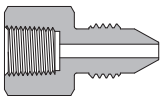
A-84

Female NPT to T60H Series Coned and Threaded Nipples



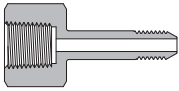
A-85

Female NPT to Male Medium Pressure



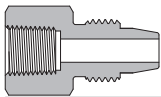
A-86

Female NPT to Medium Pressure Coned and Threaded Nipples



A-87

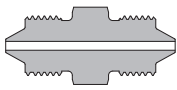
Female NPT to Male 20D Series



A-88

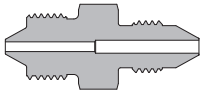
Male to Male - MMA

Male High Pressure to Male High Pressure



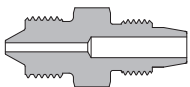
A-89

Male High Pressure to Male Medium Pressure



A-89

Male High Pressure to Male 20D Series



A-90

Male High Pressure to Male NPT



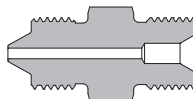
A-90

Male High Pressure to Male JIC



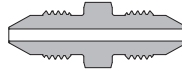
A-91

Male High Pressure to Male Type "M"



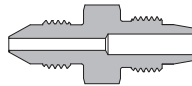
A-92

Male Medium Pressure to Male Medium Pressure



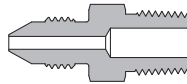
A-93

Male Medium Pressure to Male 20D Series



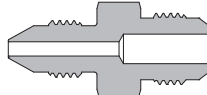
A-94

Male Medium Pressure to Male NPT



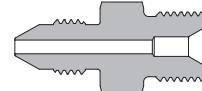
A-95

Male Medium Pressure to Male JIC



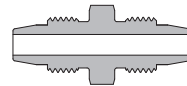
A-96

Male Medium Pressure to Male Type "M"



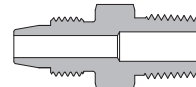
A-97

Male 20D Series to Male 20D Series



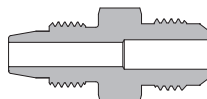
A-98

Male 20D Series to Male NPT



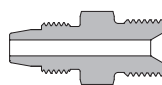
A-99

Male 20D Series to Male JIC



A-100

Male 20D Series to Male Type "M"



A-101

Ordering Number Description

A-102

| |
|------------------------------|
| Fittings |
| Tubing |
| Quick Couplings |
| Line Filters |
| Valves |
| Sour Service Products |
| Subsea Valves |
| Part Number Crossover Charts |

Features

- ⦿ High tensile 316 stainless steel as standard material, other materials available upon request
- ⦿ Every fitting marked with size, material and heat number

Working Pressure

The working pressure of AMH series adapter fittings is shown in the "Ordering Information and Dimensions".

Connection Information

Please see A-02.

Cautions

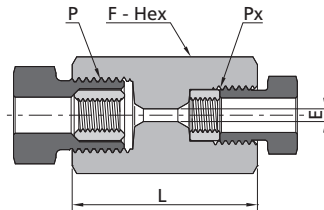
- ⦿ Do not loosen or tighten fittings when the system is pressurized
- ⦿ Always use proper thread sealants on tapered pipe threads

Ordering Information and Dimensions

Dimensions are for reference only and are subject to change.

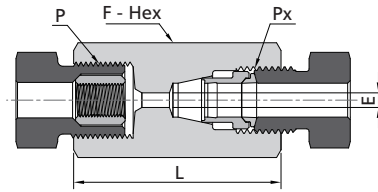
Female to Female - FFC

Female High Pressure to Female Medium Pressure



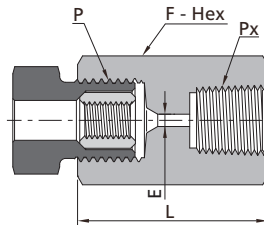
| Female High Pressure | | | Female Medium Pressure | | | |
|----------------------|---------------|-----------------|------------------------|-------------|------------|-----------------------------|
| P-Connection | Px-Connection | Ordering Number | Dimensions, in. (mm) | | | Working Pressure psig (bar) |
| | | | L | F | E | |
| HF4 | MF4 | SS-FFC-HF4-MF4 | 1.37 (34.9) | 0.75 (19.1) | 0.09 (2.4) | 20000 (1379) |
| HF4 | MF6 | SS-FFC-HF4-MF6 | 1.56 (39.7) | 0.75 (19.1) | 0.09 (2.4) | 20000 (1379) |
| HF4 | MF9 | SS-FFC-HF4-MF9 | 1.81 (46.0) | 1.00 (25.4) | 0.09 (2.4) | 20000 (1379) |
| HF4 | MF12 | SS-FFC-HF4-MF12 | 2.06 (52.4) | 1.37 (34.9) | 0.09 (2.4) | 20000 (1379) |
| HF4 | MF16 | SS-FFC-HF4-MF16 | 2.56 (65.1) | 1.75 (44.5) | 0.09 (2.4) | 20000 (1379) |
| HF6 | MF4 | SS-FFC-HF6-MF4 | 1.63 (41.3) | 1.00 (25.4) | 0.11 (2.8) | 20000 (1379) |
| HF6 | MF6 | SS-FFC-HF6-MF6 | 1.81 (46.0) | 1.00 (25.4) | 0.13 (3.2) | 20000 (1379) |
| HF6 | MF9 | SS-FFC-HF6-MF9 | 2.06 (52.4) | 1.00 (25.4) | 0.13 (3.2) | 20000 (1379) |
| HF6 | MF12 | SS-FFC-HF6-MF12 | 2.31 (58.7) | 1.37 (34.9) | 0.13 (3.2) | 20000 (1379) |
| HF6 | MF16 | SS-FFC-HF6-MF16 | 2.81 (71.4) | 1.75 (44.5) | 0.13 (3.2) | 20000 (1379) |
| HF9 | MF4 | SS-FFC-HF9-MF4 | 1.81 (46.0) | 1.37 (34.9) | 0.11 (2.8) | 20000 (1379) |
| HF9 | MF6 | SS-FFC-HF9-MF6 | 1.94 (49.2) | 1.37 (34.9) | 0.19 (4.8) | 20000 (1379) |
| HF9 | MF9 | SS-FFC-HF9-MF9 | 2.25 (57.2) | 1.37 (34.9) | 0.19 (4.8) | 20000 (1379) |
| HF9 | MF12 | SS-FFC-HF9-MF12 | 2.44 (61.9) | 1.37 (34.9) | 0.19 (4.8) | 20000 (1379) |
| HF9 | MF16 | SS-FFC-HF9-MF16 | 3.00 (76.2) | 1.75 (44.5) | 0.19 (4.8) | 20000 (1379) |

Female High Pressure to Female 20D Series



| Female High Pressure | | | Female 20D Series | | | |
|----------------------|---------------|-----------------|----------------------|-------------|------------|-----------------------------|
| P-Connection | Px-Connection | Ordering Number | Dimensions, in. (mm) | | | Working Pressure psig (bar) |
| | | | L | F | E | |
| HF4 | DFF2 | SS-FFC-HF4-DFF2 | 1.35(34.2) | 0.75 (19.1) | 0.09 (2.4) | 20000 (1379) |
| HF4 | DFF4 | SS-FFC-HF4-DFF4 | 1.67(42.3) | 0.75 (19.1) | 0.09 (2.4) | 20000 (1379) |
| HF4 | DFF6 | SS-FFC-HF4-DFF6 | 1.76(44.7) | 0.75 (19.1) | 0.09 (2.4) | 20000 (1379) |
| HF4 | DFF8 | SS-FFC-HF4-DFF8 | 1.93(49.1) | 1.00 (25.4) | 0.09 (2.4) | 20000 (1379) |
| HF6 | DFF2 | SS-FFC-HF6-DFF2 | 1.66(42.1) | 1.00 (25.4) | 0.09 (2.4) | 20000 (1379) |
| HF6 | DFF4 | SS-FFC-HF6-DFF4 | 1.92(48.7) | 1.00 (25.4) | 0.13 (3.2) | 20000 (1379) |
| HF6 | DFF6 | SS-FFC-HF6-DFF6 | 1.94(49.4) | 1.00 (25.4) | 0.13 (3.2) | 20000 (1379) |
| HF6 | DFF8 | SS-FFC-HF6-DFF8 | 2.18(55.4) | 1.00 (25.4) | 0.13 (3.2) | 20000 (1379) |
| HF9 | DFF2 | SS-FFC-HF9-DFF2 | 1.85(46.9) | 1.37 (34.9) | 0.09 (2.4) | 20000 (1379) |
| HF9 | DFF4 | SS-FFC-HF9-DFF4 | 2.04(51.8) | 1.37 (34.9) | 0.19 (4.8) | 20000 (1379) |
| HF9 | DFF6 | SS-FFC-HF9-DFF6 | 2.13(54.2) | 1.37 (34.9) | 0.19 (4.8) | 20000 (1379) |
| HF9 | DFF8 | SS-FFC-HF9-DFF8 | 2.31(58.6) | 1.37 (34.9) | 0.19 (4.8) | 20000 (1379) |

Female High Pressure to Female NPT

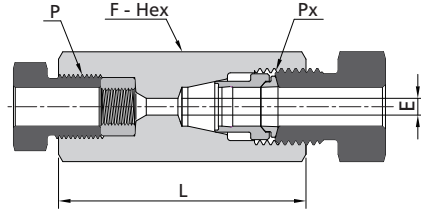


| Female High Pressure | | | Female NPT | | | |
|----------------------|---------------|------------------|----------------------|-------------|------------|-----------------------------|
| P-Connection | Px-Connection | Ordering Number | Dimensions, in. (mm) | | | Working Pressure psig (bar) |
| | | | L | F | E | |
| HF4 | FNS2 | SS-FFC-HF4-FNS2 | 1.37 (34.9) | 0.75 (19.1) | 0.09 (2.4) | 15000 (1034) |
| HF4 | FNS4 | SS-FFC-HF4-FNS4 | 1.63 (41.3) | 0.94 (23.8) | 0.09 (2.4) | 15000 (1034) |
| HF4 | FNS6 | SS-FFC-HF4-FNS6 | 1.63 (41.3) | 1.13 (28.6) | 0.09 (2.4) | 15000 (1034) |
| HF4 | FNS8 | SS-FFC-HF4-FNS8 | 2.00 (50.8) | 1.37 (34.9) | 0.09 (2.4) | 15000 (1034) |
| HF4 | FNS12 | SS-FFC-HF4-FNS12 | 2.00 (50.8) | 1.50 (38.1) | 0.09 (2.4) | 10000 (690) |
| HF4 | FNS16 | SS-FFC-HF4-FNS16 | 2.37 (60.3) | 1.75 (44.5) | 0.09 (2.4) | 10000 (690) |
| HF6 | FNS2 | SS-FFC-HF6-FNS2 | 1.63 (41.3) | 1.00 (25.4) | 0.13 (3.2) | 15000 (1034) |
| HF6 | FNS4 | SS-FFC-HF6-FNS4 | 1.87 (47.6) | 1.00 (25.4) | 0.13 (3.2) | 15000 (1034) |
| HF6 | FNS6 | SS-FFC-HF6-FNS6 | 1.87 (47.6) | 1.13 (28.6) | 0.13 (3.2) | 15000 (1034) |
| HF6 | FNS8 | SS-FFC-HF6-FNS8 | 2.13 (54.0) | 1.37 (34.9) | 0.13 (3.2) | 15000 (1034) |
| HF6 | FNS12 | SS-FFC-HF6-FNS12 | 2.13 (54.0) | 1.50 (38.1) | 0.13 (3.2) | 10000 (690) |
| HF6 | FNS16 | SS-FFC-HF6-FNS16 | 2.25 (57.2) | 1.75 (44.5) | 0.13 (3.2) | 10000 (690) |
| HF9 | FNS2 | SS-FFC-HF9-FNS2 | 1.81 (46.0) | 1.37 (34.9) | 0.19 (4.8) | 15000 (1034) |
| HF9 | FNS4 | SS-FFC-HF9-FNS4 | 2.00 (50.8) | 1.37 (34.9) | 0.19 (4.8) | 15000 (1034) |
| HF9 | FNS6 | SS-FFC-HF9-FNS6 | 2.00 (50.8) | 1.37 (34.9) | 0.19 (4.8) | 15000 (1034) |
| HF9 | FNS8 | SS-FFC-HF9-FNS8 | 2.37 (60.3) | 1.37 (34.9) | 0.19 (4.8) | 15000 (1034) |
| HF9 | FNS12 | SS-FFC-HF9-FNS12 | 2.37 (60.3) | 1.50 (38.1) | 0.19 (4.8) | 10000 (690) |
| HF9 | FNS16 | SS-FFC-HF9-FNS16 | 2.50 (63.5) | 1.75 (44.5) | 0.19 (4.8) | 10000 (690) |

| |
|------------------------------|
| Fittings |
| Tubing |
| Quick Couplings |
| Line Filters |
| Valves |
| Sour Service Products |
| Subsea Valves |
| Part Number Crossover Charts |

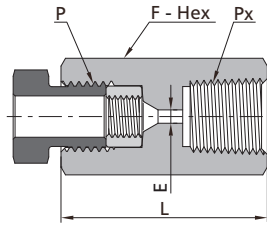
A-71 AMH Series Adapter Fittings

Female Medium Pressure to Female 20D Series



| Female Medium Pressure | | | Female 20D Series | | | |
|------------------------|---------------|------------------|----------------------|-------------|------------|--------------------------------|
| P-Connection | Px-Connection | Ordering Number | Dimensions, in. (mm) | | | Working Pressure psig (bar) |
| | | | L | F | E | |
| MF4 | DFF2 | SS-FFC-MF4-DFF2 | 1.41(35.8) | 0.63 (15.9) | 0.09 (2.4) | 20000 (1379) |
| MF4 | DFF4 | SS-FFC-MF4-DFF4 | 1.67(42.3) | 0.63 (15.9) | 0.11 (2.8) | 20000 (1379) |
| MF4 | DFF6 | SS-FFC-MF4-DFF6 | 1.76(44.7) | 0.75 (19.1) | 0.11 (2.8) | 20000 (1379) |
| MF4 | DFF8 | SS-FFC-MF4-DFF8 | 1.93(49.1) | 1.00 (25.4) | 0.11 (2.8) | 20000 (1379) |
| MF6 | DFF2 | SS-FFC-MF6-DFF2 | 1.59(40.5) | 0.75 (19.1) | 0.09 (2.4) | 20000 (1379) |
| MF6 | DFF4 | SS-FFC-MF6-DFF4 | 1.85(47.1) | 0.75 (19.1) | 0.19 (4.8) | 20000 (1379) |
| MF6 | DFF6 | SS-FFC-MF6-DFF6 | 1.89(47.9) | 0.75 (19.1) | 0.20 (5.2) | 20000 (1379) |
| MF6 | DFF8 | SS-FFC-MF6-DFF8 | 2.06(52.2) | 1.00 (25.4) | 0.20 (5.2) | 20000 (1379) |
| MF9 | DFF2 | SS-FFC-MF9-DFF2 | 1.85(46.9) | 1.00 (25.4) | 0.09 (2.4) | 20000 (1379) |
| MF9 | DFF4 | SS-FFC-MF9-DFF4 | 2.04(51.8) | 1.00 (25.4) | 0.19 (4.8) | 20000 (1379) |
| MF9 | DFF6 | SS-FFC-MF9-DFF6 | 2.07(52.6) | 1.00 (25.4) | 0.25 (6.4) | 20000 (1379) |
| MF9 | DFF8 | SS-FFC-MF9-DFF8 | 2.24(57.0) | 1.00 (25.4) | 0.31 (7.9) | 20000 (1379) |
| MF12 | DFF6 | SS-FFC-MF12-DFF6 | 2.39(60.6) | 1.37 (34.9) | 0.25 (6.4) | 20000 (1379) |
| MF12 | DFF8 | SS-FFC-MF12-DFF8 | 2.43(61.8) | 1.37 (34.9) | 0.37 (9.5) | 20000 (1379) |
| MF16 | DFF8 | SS-FFC-MF16-DFF8 | 2.99(76.0) | 1.75 (44.5) | 0.37 (9.5) | 20000 (1379) |

Female Medium Pressure to Female NPT

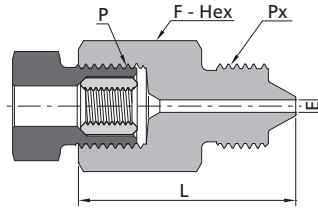


| Female Medium Pressure | | | Female NPT | | | |
|------------------------|---------------|-------------------|----------------------|-------------|-------------|-----------------------------|
| P-Connection | Px-Connection | Ordering Number | Dimensions, in. (mm) | | | Working Pressure psig (bar) |
| | | | L | F | E | |
| MF4 | FNS2 | SS-FFC-MF4-FNS2 | 1.37 (34.9) | 0.63 (15.9) | 0.11 (2.8) | 15000 (1034) |
| MF4 | FNS4 | SS-FFC-MF4-FNS4 | 1.63 (41.3) | 0.94 (23.8) | 0.11 (2.8) | 15000 (1034) |
| MF4 | FNS6 | SS-FFC-MF4-FNS6 | 1.63 (41.3) | 1.13 (28.6) | 0.11 (2.8) | 15000 (1034) |
| MF4 | FNS8 | SS-FFC-MF4-FNS8 | 2.00 (50.8) | 1.37 (34.9) | 0.11 (2.8) | 15000 (1034) |
| MF6 | FNS2 | SS-FFC-MF6-FNS2 | 1.50 (38.1) | 0.75 (19.1) | 0.20 (5.2) | 15000 (1034) |
| MF6 | FNS4 | SS-FFC-MF6-FNS4 | 1.75 (44.5) | 0.94 (23.8) | 0.20 (5.2) | 15000 (1034) |
| MF6 | FNS6 | SS-FFC-MF6-FNS6 | 1.81 (46.0) | 1.13 (28.6) | 0.20 (5.2) | 15000 (1034) |
| MF6 | FNS8 | SS-FFC-MF6-FNS8 | 2.13 (54.0) | 1.37 (34.9) | 0.20 (5.2) | 15000 (1034) |
| MF6 | FNS12 | SS-FFC-MF6-FNS12 | 2.25 (57.2) | 1.50 (38.1) | 0.20 (5.2) | 10000 (690) |
| MF9 | FNS2 | SS-FFC-MF9-FNS2 | 1.63 (41.3) | 1.00 (25.4) | 0.31 (7.9) | 15000 (1034) |
| MF9 | FNS4 | SS-FFC-MF9-FNS4 | 2.00 (50.8) | 1.00 (25.4) | 0.31 (7.9) | 15000 (1034) |
| MF9 | FNS6 | SS-FFC-MF9-FNS6 | 2.00 (50.8) | 1.13 (28.6) | 0.31 (7.9) | 15000 (1034) |
| MF9 | FNS8 | SS-FFC-MF9-FNS8 | 2.25 (57.2) | 1.37 (34.9) | 0.31 (7.9) | 15000 (1034) |
| MF9 | FNS12 | SS-FFC-MF9-FNS12 | 2.25 (57.2) | 1.50 (38.1) | 0.31 (7.9) | 10000 (690) |
| MF9 | FNS16 | SS-FFC-MF9-FNS16 | 2.63 (66.7) | 1.75 (44.5) | 0.31 (7.9) | 10000 (690) |
| MF12 | FNS2 | SS-FFC-MF12-FNS2 | 1.75 (44.5) | 1.37 (34.9) | 0.32 (8.1) | 15000 (1034) |
| MF12 | FNS4 | SS-FFC-MF12-FNS4 | 2.00 (50.8) | 1.37 (34.9) | 0.41 (10.4) | 15000 (1034) |
| MF12 | FNS6 | SS-FFC-MF12-FNS6 | 2.37 (60.3) | 1.37 (34.9) | 0.44 (11.1) | 15000 (1034) |
| MF12 | FNS8 | SS-FFC-MF12-FNS8 | 2.63 (66.7) | 1.37 (34.9) | 0.44 (11.1) | 15000 (1034) |
| MF12 | FNS12 | SS-FFC-MF12-FNS12 | 2.63 (66.7) | 1.50 (38.1) | 0.44 (11.1) | 10000 (690) |
| MF12 | FNS16 | SS-FFC-MF12-FNS16 | 2.63 (66.7) | 1.75 (44.5) | 0.44 (11.1) | 10000 (690) |
| MF16 | FNS4 | SS-FFC-MF16-FNS4 | 2.37 (60.3) | 1.75 (44.5) | 0.41 (10.4) | 15000 (1034) |
| MF16 | FNS6 | SS-FFC-MF16-FNS6 | 2.50 (63.5) | 1.75 (44.5) | 0.55 (13.9) | 15000 (1034) |
| MF16 | FNS8 | SS-FFC-MF16-FNS8 | 3.00 (76.2) | 1.75 (44.5) | 0.56 (14.3) | 15000 (1034) |
| MF16 | FNS12 | SS-FFC-MF16-FNS12 | 3.00 (76.2) | 1.75 (44.5) | 0.56 (14.3) | 10000 (690) |
| MF16 | FNS16 | SS-FFC-MF16-FNS16 | 3.00 (76.2) | 1.75 (44.5) | 0.56 (14.3) | 10000 (690) |

| |
|------------------------------|
| Fittings |
| Tubing |
| Quick Couplings |
| Line Filters |
| Valves |
| Sour Service Products |
| Subsea Valves |
| Part Number Crossover Charts |

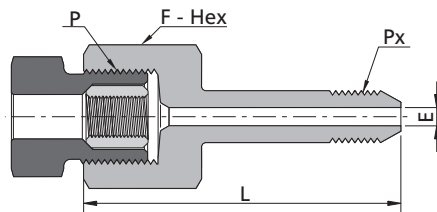
Female to Male - FMA

Female High Pressure to Male High Pressure



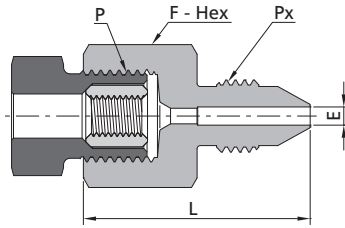
| Female High Pressure | | | Male High Pressure | | | |
|----------------------|---------------|-----------------|----------------------|-------------|------------|-----------------------------|
| P-Connection | Px-Connection | Ordering Number | Dimensions, in. (mm) | | | Working Pressure psig (bar) |
| | | | L | F | E | |
| HF4 | HM4 | SS-FMA-HF4-HM4 | 1.44 (36.5) | 0.75 (19.1) | 0.08 (2.1) | 60000 (4137) |
| HF4 | HM6 | SS-FMA-HF4-HM6 | 1.69 (42.9) | 0.81 (20.6) | 0.09 (2.4) | 60000 (4137) |
| HF4 | HM9 | SS-FMA-HF4-HM9 | 1.75 (44.5) | 1.19 (30.2) | 0.09 (2.4) | 60000 (4137) |
| HF6 | HM4 | SS-FMA-HF6-HM4 | 1.75 (44.5) | 1.00 (25.4) | 0.08 (2.1) | 60000 (4137) |
| HF6 | HM6 | SS-FMA-HF6-HM6 | 2.00 (50.8) | 1.00 (25.4) | 0.13 (3.2) | 60000 (4137) |
| HF6 | HM9 | SS-FMA-HF6-HM9 | 2.13 (54.0) | 1.19 (30.2) | 0.13 (3.2) | 60000 (4137) |
| HF9 | HM4 | SS-FMA-HF9-HM4 | 2.06 (52.4) | 1.37 (34.9) | 0.08 (2.1) | 60000 (4137) |
| HF9 | HM6 | SS-FMA-HF9-HM6 | 2.37 (60.3) | 1.37 (34.9) | 0.13 (3.2) | 60000 (4137) |
| HF9 | HM9 | SS-FMA-HF9-HM9 | 2.50 (63.5) | 1.37 (34.9) | 0.19 (4.8) | 60000 (4137) |

Female High Pressure to T60H Series Coned and Threaded Nipples



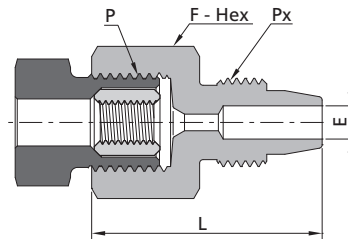
| Female High Pressure | | | T60H Series Coned and Threaded Nipples | | | |
|----------------------|---------------|-----------------|--|-------------|------------|-----------------------------|
| P-Connection | Px-Connection | Ordering Number | Dimensions, in. (mm) | | | Working Pressure psig (bar) |
| | | | L | F | E | |
| HF4 | HCT4 | SS-FMA-HF4-HCT4 | 1.93 (49.0) | 0.75 (19.1) | 0.08 (2.1) | 60000 (4137) |
| HF4 | HCT6 | SS-FMA-HF4-HCT6 | 2.32 (59.0) | 0.75 (19.1) | 0.09 (2.4) | 60000 (4137) |
| HF4 | HCT9 | SS-FMA-HF4-HCT9 | 2.91 (74.0) | 0.75 (19.1) | 0.09 (2.4) | 60000 (4137) |
| HF6 | HCT4 | SS-FMA-HF6-HCT4 | 2.20 (56.0) | 1.00 (25.4) | 0.08 (2.1) | 60000 (4137) |
| HF6 | HCT6 | SS-FMA-HF6-HCT6 | 2.60 (66.0) | 1.00 (25.4) | 0.13 (3.2) | 60000 (4137) |
| HF6 | HCT9 | SS-FMA-HF6-HCT9 | 3.19 (81.0) | 1.00 (25.4) | 0.13 (3.2) | 60000 (4137) |
| HF9 | HCT4 | SS-FMA-HF9-HCT4 | 2.48 (63.0) | 1.38 (34.9) | 0.08 (2.1) | 60000 (4137) |
| HF9 | HCT6 | SS-FMA-HF9-HCT6 | 2.87 (73.0) | 1.38 (34.9) | 0.13 (3.2) | 60000 (4137) |
| HF9 | HCT9 | SS-FMA-HF9-HCT9 | 3.46 (88.0) | 1.38 (34.9) | 0.19 (4.8) | 60000 (4137) |

Female High Pressure to Male Medium Pressure



| Female High Pressure | | | Male Medium Pressure | | | |
|----------------------|---------------|-----------------|----------------------|-------------|------------|-----------------------------|
| P-Connection | Px-Connection | Ordering Number | Dimensions, in. (mm) | | | Working Pressure psig (bar) |
| | | | L | F | E | |
| HF4 | MM4 | SS-FMA-HF4-MM4 | 1.37 (34.9) | 0.75 (19.1) | 0.09 (2.4) | 20000 (1379) |
| HF4 | MM6 | SS-FMA-HF4-MM6 | 1.50 (38.1) | 0.75 (19.1) | 0.09 (2.4) | 20000 (1379) |
| HF4 | MM9 | SS-FMA-HF4-MM9 | 1.69 (42.9) | 0.94 (23.8) | 0.09 (2.4) | 20000 (1379) |
| HF4 | MM12 | SS-FMA-HF4-MM12 | 1.75 (44.5) | 1.19 (30.2) | 0.09 (2.4) | 20000 (1379) |
| HF4 | MM16 | SS-FMA-HF4-MM16 | 2.37 (60.3) | 1.50 (38.1) | 0.09 (2.4) | 20000 (1379) |
| HF6 | MM4 | SS-FMA-HF6-MM4 | 1.67 (42.3) | 1.00 (25.4) | 0.11 (2.8) | 20000 (1379) |
| HF6 | MM6 | SS-FMA-HF6-MM6 | 1.81 (46.0) | 1.00 (25.4) | 0.13 (3.2) | 20000 (1379) |
| HF6 | MM9 | SS-FMA-HF6-MM9 | 1.94 (49.2) | 1.00 (25.4) | 0.13 (3.2) | 20000 (1379) |
| HF6 | MM12 | SS-FMA-HF6-MM12 | 2.13 (54.0) | 1.19 (30.2) | 0.13 (3.2) | 20000 (1379) |
| HF6 | MM16 | SS-FMA-HF6-MM16 | 2.50 (63.5) | 1.50 (38.1) | 0.13 (3.2) | 20000 (1379) |
| HF9 | MM4 | SS-FMA-HF9-MM4 | 1.87 (47.6) | 1.37 (34.9) | 0.11 (2.8) | 20000 (1379) |
| HF9 | MM6 | SS-FMA-HF9-MM6 | 2.00 (50.8) | 1.37 (34.9) | 0.19 (4.8) | 20000 (1379) |
| HF9 | MM9 | SS-FMA-HF9-MM9 | 2.19 (55.6) | 1.37 (34.9) | 0.19 (4.8) | 20000 (1379) |
| HF9 | MM12 | SS-FMA-HF9-MM12 | 2.37 (60.3) | 1.37 (34.9) | 0.19 (4.8) | 20000 (1379) |
| HF9 | MM16 | SS-FMA-HF9-MM16 | 2.81 (71.4) | 1.50 (38.1) | 0.19 (4.8) | 20000 (1379) |

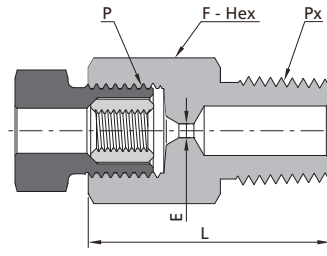
Female High Pressure to Male 20D Series



| Female High Pressure | | | Male 20D Series | | | |
|----------------------|---------------|-----------------|----------------------|-------------|------------|-----------------------------|
| P-Connection | Px-Connection | Ordering Number | Dimensions, in. (mm) | | | Working Pressure psig (bar) |
| | | | L | F | E | |
| HF4 | DFM2 | SS-FMA-HF4-DFM2 | 1.31 (33.2) | 0.75 (19.1) | 0.09 (2.4) | 20000 (1379) |
| HF4 | DFM4 | SS-FMA-HF4-DFM4 | 1.43 (36.3) | 0.75 (19.1) | 0.09 (2.4) | 20000 (1379) |
| HF4 | DFM6 | SS-FMA-HF4-DFM6 | 1.46 (37.0) | 0.75 (19.1) | 0.09 (2.4) | 20000 (1379) |
| HF4 | DFM8 | SS-FMA-HF4-DFM8 | 1.54 (39.0) | 0.94 (23.8) | 0.09 (2.4) | 20000 (1379) |
| HF6 | DFM2 | SS-FMA-HF6-DFM2 | 1.56 (39.5) | 1.00 (25.4) | 0.09 (2.4) | 20000 (1379) |
| HF6 | DFM4 | SS-FMA-HF6-DFM4 | 1.68 (42.7) | 1.00 (25.4) | 0.13 (3.2) | 20000 (1379) |
| HF6 | DFM6 | SS-FMA-HF6-DFM6 | 1.71 (43.4) | 1.00 (25.4) | 0.13 (3.2) | 20000 (1379) |
| HF6 | DFM8 | SS-FMA-HF6-DFM8 | 1.85 (47.0) | 1.00 (25.4) | 0.13 (3.2) | 20000 (1379) |
| HF9 | DFM2 | SS-FMA-HF9-DFM2 | 1.87 (47.5) | 1.37 (34.9) | 0.09 (2.4) | 20000 (1379) |
| HF9 | DFM4 | SS-FMA-HF9-DFM4 | 1.87 (47.5) | 1.37 (34.9) | 0.19 (4.8) | 20000 (1379) |
| HF9 | DFM6 | SS-FMA-HF9-DFM6 | 1.89 (48.1) | 1.37 (34.9) | 0.19 (4.8) | 20000 (1379) |
| HF9 | DFM8 | SS-FMA-HF9-DFM8 | 2.04 (51.7) | 1.37 (34.9) | 0.19 (4.8) | 20000 (1379) |

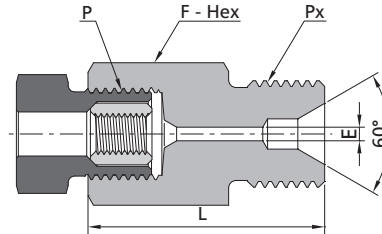
| |
|------------------------------|
| Fittings |
| Tubing |
| Quick Couplings |
| Line Filters |
| Valves |
| Sour Service Products |
| Subsea Valves |
| Part Number Crossover Charts |

Female High Pressure to Male NPT



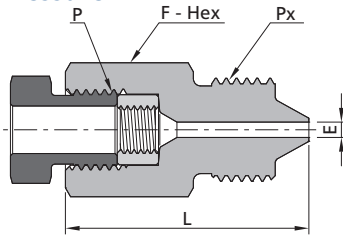
| Female High Pressure | | | Male NPT | | | |
|----------------------|---------------|-----------------|----------------------|-------------|------------|-----------------------------|
| P-Connection | Px-Connection | Ordering Number | Dimensions, in. (mm) | | | Working Pressure psig (bar) |
| | | | L | F | E | |
| HF4 | NS2 | SS-FMA-HF4-NS2 | 1.25 (31.8) | 0.75 (19.1) | 0.09 (2.4) | 15000 (1034) |
| HF4 | NS4 | SS-FMA-HF4-NS4 | 1.37 (34.9) | 0.75 (19.1) | 0.09 (2.4) | 15000 (1034) |
| HF4 | NS6 | SS-FMA-HF4-NS6 | 1.37 (34.9) | 0.75 (19.1) | 0.09 (2.4) | 15000 (1034) |
| HF4 | NS8 | SS-FMA-HF4-NS8 | 1.50 (38.1) | 0.87 (22.2) | 0.09 (2.4) | 15000 (1034) |
| HF4 | NS12 | SS-FMA-HF4-NS12 | 1.75 (44.5) | 1.06 (27.0) | 0.09 (2.4) | 10000 (690) |
| HF6 | NS2 | SS-FMA-HF6-NS2 | 1.50 (38.1) | 1.00 (25.4) | 0.13 (3.2) | 15000 (1034) |
| HF6 | NS4 | SS-FMA-HF6-NS4 | 1.63 (41.3) | 1.00 (25.4) | 0.13 (3.2) | 15000 (1034) |
| HF6 | NS6 | SS-FMA-HF6-NS6 | 1.63 (41.3) | 1.00 (25.4) | 0.13 (3.2) | 15000 (1034) |
| HF6 | NS8 | SS-FMA-HF6-NS8 | 1.75 (44.5) | 1.00 (25.4) | 0.13 (3.2) | 15000 (1034) |
| HF6 | NS12 | SS-FMA-HF6-NS12 | 2.00 (50.8) | 1.06 (27.0) | 0.13 (3.2) | 10000 (690) |
| HF6 | NS16 | SS-FMA-HF6-NS16 | 2.00 (50.8) | 1.37 (34.9) | 0.13 (3.2) | 10000 (690) |
| HF9 | NS2 | SS-FMA-HF9-NS2 | 1.63 (41.3) | 1.37 (34.9) | 0.19 (4.8) | 15000 (1034) |
| HF9 | NS4 | SS-FMA-HF9-NS4 | 1.75 (44.5) | 1.37 (34.9) | 0.19 (4.8) | 15000 (1034) |
| HF9 | NS6 | SS-FMA-HF9-NS6 | 1.75 (44.5) | 1.37 (34.9) | 0.19 (4.8) | 15000 (1034) |
| HF9 | NS8 | SS-FMA-HF9-NS8 | 1.87 (47.6) | 1.37 (34.9) | 0.19 (4.8) | 15000 (1034) |
| HF9 | NS12 | SS-FMA-HF9-NS12 | 2.13 (54.0) | 1.37 (34.9) | 0.19 (4.8) | 10000 (690) |
| HF9 | NS16 | SS-FMA-HF9-NS16 | 2.25 (57.2) | 1.37 (34.9) | 0.19 (4.8) | 10000 (690) |

Female High Pressure to Male Type "M"



| Female High Pressure | | | Male Type "M" | | | |
|----------------------|---------------|-----------------|----------------------|-------------|------------|-----------------------------|
| P-Connection | Px-Connection | Ordering Number | Dimensions, in. (mm) | | | Working Pressure psig (bar) |
| | | | L | F | E | |
| HF4 | TM9 | SS-FMA-HF4-TM9 | 1.25 (31.8) | 0.75 (19.1) | 0.09 (2.4) | 60000 (4137) |
| HF4 | TM12 | SS-FMA-HF4-TM12 | 1.38 (35.0) | 0.75 (19.1) | 0.09 (2.4) | 30000 (2068) |
| HF4 | TM14 | SS-FMA-HF4-TM14 | 1.56 (39.7) | 1.00 (25.4) | 0.09 (2.4) | 50000 (3447) |
| HF4 | TM16 | SS-FMA-HF4-TM16 | 1.37 (34.9) | 1.00 (25.4) | 0.09 (2.4) | 30000 (2068) |
| HF6 | TM9 | SS-FMA-HF6-TM9 | 1.50 (38.1) | 1.00 (25.4) | 0.09 (2.4) | 60000 (4137) |
| HF6 | TM12 | SS-FMA-HF6-TM12 | 1.63 (41.3) | 1.00 (25.4) | 0.13 (3.2) | 30000 (2068) |
| HF6 | TM14 | SS-FMA-HF6-TM14 | 1.81 (46.0) | 1.00 (25.4) | 0.13 (3.2) | 50000 (3447) |
| HF6 | TM16 | SS-FMA-HF6-TM16 | 1.64 (41.6) | 1.00 (25.4) | 0.13 (3.2) | 30000 (2068) |
| HF6 | TM21 | SS-FMA-HF6-TM21 | 1.56 (39.7) | 1.37 (34.9) | 0.13 (3.2) | 20000 (1379) |
| HF9 | TM14 | SS-FMA-HF9-TM14 | 2.00 (50.8) | 1.37 (34.9) | 0.15 (3.8) | 50000 (3447) |
| HF9 | TM16 | SS-FMA-HF9-TM16 | 1.81 (46.0) | 1.37 (34.9) | 0.19 (4.8) | 30000 (2068) |
| HF9 | TM21 | SS-FMA-HF9-TM21 | 1.81 (46.0) | 1.37 (34.9) | 0.19 (4.8) | 20000 (1379) |

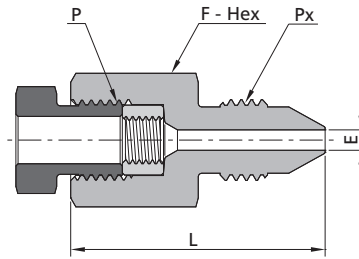
Female Medium Pressure to Male High Pressure



| Female Medium Pressure | | | Male High Pressure | | | |
|------------------------|---------------|-----------------|----------------------|-------------|------------|--------------------------------|
| P-Connection | Px-Connection | Ordering Number | Dimensions, in. (mm) | | | Working Pressure psig (bar) |
| | | | L | F | E | |
| MF4 | HM4 | SS-FMA-MF4-HM4 | 1.31 (33.3) | 0.63 (15.9) | 0.08 (2.1) | 20000 (1379) |
| MF4 | HM6 | SS-FMA-MF4-HM6 | 1.50 (38.1) | 0.81 (20.6) | 0.11 (2.8) | 20000 (1379) |
| MF4 | HM9 | SS-FMA-MF4-HM9 | 1.63 (41.3) | 1.19 (30.2) | 0.11 (2.8) | 20000 (1379) |
| MF6 | HM4 | SS-FMA-MF6-HM4 | 1.50 (38.1) | 0.75 (19.1) | 0.08 (2.1) | 20000 (1379) |
| MF6 | HM6 | SS-FMA-MF6-HM6 | 1.69 (42.9) | 0.81 (20.6) | 0.13 (3.2) | 20000 (1379) |
| MF6 | HM9 | SS-FMA-MF6-HM9 | 1.75 (44.5) | 1.19 (30.2) | 0.19 (4.8) | 20000 (1379) |
| MF9 | HM4 | SS-FMA-MF9-HM4 | 1.81 (46.0) | 1.00 (25.4) | 0.08 (2.1) | 20000 (1379) |
| MF9 | HM6 | SS-FMA-MF9-HM6 | 2.13 (54.0) | 1.00 (25.4) | 0.13 (3.2) | 20000 (1379) |
| MF9 | HM9 | SS-FMA-MF9-HM9 | 2.13 (54.0) | 1.19 (30.2) | 0.19 (4.8) | 20000 (1379) |
| MF12 | HM4 | SS-FMA-MF12-HM4 | 2.25 (57.2) | 1.37 (34.9) | 0.08 (2.1) | 20000 (1379) |
| MF12 | HM6 | SS-FMA-MF12-HM6 | 2.50 (63.5) | 1.37 (34.9) | 0.13 (3.2) | 20000 (1379) |
| MF12 | HM9 | SS-FMA-MF12-HM9 | 2.50 (63.5) | 1.37 (34.9) | 0.19 (4.8) | 20000 (1379) |
| MF16 | HM4 | SS-FMA-MF16-HM4 | 2.94 (74.6) | 1.75 (44.5) | 0.08 (2.1) | 20000 (1379) |
| MF16 | HM6 | SS-FMA-MF16-HM6 | 3.13 (79.4) | 1.75 (44.5) | 0.13 (3.2) | 20000 (1379) |
| MF16 | HM9 | SS-FMA-MF16-HM9 | 3.19 (81.0) | 1.75 (44.5) | 0.19 (4.8) | 20000 (1379) |

| |
|------------------------------|
| Fittings |
| Tubing |
| Quick Couplings |
| Line Filters |
| Valves |
| Sour Service Products |
| Subsea Valves |
| Part Number Crossover Charts |

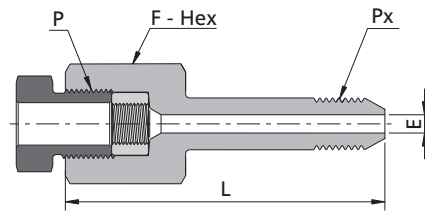
Female Medium Pressure to Male Medium Pressure



| Female Medium Pressure | | | Male Medium Pressure | | | |
|------------------------|---------------|------------------|----------------------|-------------|-------------|--------------------------------|
| P-Connection | Px-Connection | Ordering Number | Dimensions, in. (mm) | | | Working Pressure psig (bar) |
| | | | L | F | E | |
| MF4 | MM4 | SS-FMA-MF4-MM4 | 1.37 (34.9) | 0.63 (15.9) | 0.11 (2.8) | 20000 (1379) |
| MF4 | MM6 | SS-FMA-MF4-MM6 | 1.50 (38.1) | 0.63 (15.9) | 0.11 (2.8) | 20000 (1379) |
| MF4 | MM9 | SS-FMA-MF4-MM9 | 1.63 (41.3) | 0.94 (23.8) | 0.11 (2.8) | 20000 (1379) |
| MF4 | MM12 | SS-FMA-MF4-MM12 | 1.75 (44.5) | 1.19 (30.2) | 0.11 (2.8) | 20000 (1379) |
| MF4 | MM16 | SS-FMA-MF4-MM16 | 2.37 (60.3) | 1.50 (38.1) | 0.11 (2.8) | 20000 (1379) |
| MF6 | MM4 | SS-FMA-MF6-MM4 | 1.69 (42.9) | 0.75 (19.1) | 0.11 (2.8) | 20000 (1379) |
| MF6 | MM6 | SS-FMA-MF6-MM6 | 1.69 (42.9) | 0.75 (19.1) | 0.20 (5.2) | 20000 (1379) |
| MF6 | MM9 | SS-FMA-MF6-MM9 | 1.87 (47.6) | 0.94 (23.8) | 0.20 (5.2) | 20000 (1379) |
| MF6 | MM12 | SS-FMA-MF6-MM12 | 1.94 (49.2) | 1.19 (30.2) | 0.20 (5.2) | 20000 (1379) |
| MF6 | MM16 | SS-FMA-MF6-MM16 | 2.37 (60.3) | 1.50 (38.1) | 0.20 (5.2) | 20000 (1379) |
| MF9 | MM4 | SS-FMA-MF9-MM4 | 1.94 (49.2) | 1.00 (25.4) | 0.11 (2.8) | 20000 (1379) |
| MF9 | MM6 | SS-FMA-MF9-MM6 | 2.06 (52.4) | 1.00 (25.4) | 0.20 (5.2) | 20000 (1379) |
| MF9 | MM9 | SS-FMA-MF9-MM9 | 2.13 (54.0) | 1.00 (25.4) | 0.31 (7.9) | 20000 (1379) |
| MF9 | MM12 | SS-FMA-MF9-MM12 | 2.25 (57.2) | 1.19 (30.2) | 0.31 (7.9) | 20000 (1379) |
| MF9 | MM16 | SS-FMA-MF9-MM16 | 2.50 (63.5) | 1.50 (38.1) | 0.31 (7.9) | 20000 (1379) |
| MF12 | MM4 | SS-FMA-MF12-MM4 | 2.19 (55.6) | 1.37 (34.9) | 0.11 (2.8) | 20000 (1379) |
| MF12 | MM6 | SS-FMA-MF12-MM6 | 2.31 (58.7) | 1.37 (34.9) | 0.20 (5.2) | 20000 (1379) |
| MF12 | MM9 | SS-FMA-MF12-MM9 | 2.44 (61.9) | 1.37 (34.9) | 0.31 (7.9) | 20000 (1379) |
| MF12 | MM12 | SS-FMA-MF12-MM12 | 2.56 (65.1) | 1.37 (34.9) | 0.44 (11.1) | 20000 (1379) |
| MF12 | MM16 | SS-FMA-MF12-MM16 | 2.94 (74.6) | 1.50 (38.1) | 0.44 (11.1) | 20000 (1379) |
| MF16 | MM9 | SS-FMA-MF16-MM9 | 3.06 (77.8) | 1.75 (44.5) | 0.31 (7.9) | 20000 (1379) |
| MF16 | MM12 | SS-FMA-MF16-MM12 | 3.19 (81.0) | 1.75 (44.5) | 0.44 (11.1) | 20000 (1379) |
| MF16 | MM16 | SS-FMA-MF16-MM16 | 3.50 (88.9) | 1.75 (44.5) | 0.56 (14.3) | 20000 (1379) |

Fittings
 Tubing
 Quick Couplings
 Line Filters
 Valves
 Sour Service Products
 Subsea Valves
 Part Number Crossover Charts

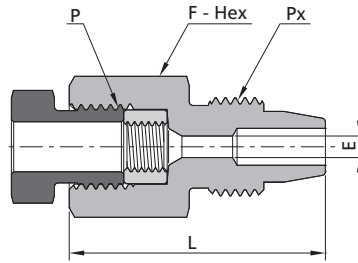
Female Medium Pressure to Medium Pressure Coned and Threaded Nipples



| Female Medium Pressure | | | Medium Pressure Coned and Threaded Nipples | | | |
|------------------------|---------------|-------------------|--|-------------|-------------|--------------------------------|
| P-Connection | Px-Connection | Ordering Number | Dimensions, in. (mm) | | | Working Pressure psig (bar) |
| | | | L | F | E | |
| MF4 | MCT4 | SS-FMA-MF4-MCT4 | 1.63 (41.4) | 0.63 (15.9) | 0.11 (2.8) | 20000 (1379) |
| MF4 | MCT6 | SS-FMA-MF4-MCT6 | 1.88 (47.8) | 0.63 (15.9) | 0.11 (2.8) | 20000 (1379) |
| MF4 | MCT9 | SS-FMA-MF4-MCT9 | 2.09 (53.1) | 0.63 (17.5) | 0.11 (2.8) | 20000 (1379) |
| MF6 | MCT4 | SS-FMA-MF6-MCT4 | 1.89 (48.0) | 0.75 (19.1) | 0.11 (2.8) | 20000 (1379) |
| MF6 | MCT6 | SS-FMA-MF6-MCT6 | 2.14 (54.4) | 0.75 (19.1) | 0.20 (5.2) | 20000 (1379) |
| MF6 | MCT9 | SS-FMA-MF6-MCT9 | 2.35 (59.7) | 0.75 (19.1) | 0.20 (5.2) | 20000 (1379) |
| MF9 | MCT4 | SS-FMA-MF9-MCT4 | 2.20 (56.0) | 1.00 (25.4) | 0.11 (2.8) | 20000 (1379) |
| MF9 | MCT6 | SS-FMA-MF9-MCT6 | 2.46 (62.4) | 1.00 (25.4) | 0.20 (5.2) | 20000 (1379) |
| MF9 | MCT9 | SS-FMA-MF9-MCT9 | 2.67 (67.7) | 1.00 (25.4) | 0.31 (7.9) | 20000 (1379) |
| MF9 | MCT12 | SS-FMA-MF9-MCT12 | 2.91 (74.0) | 1.00 (25.4) | 0.31 (7.9) | 20000 (1379) |
| MF9 | MCT16 | SS-FMA-MF9-MCT16 | 3.45 (87.6) | 1.13 (28.6) | 0.31 (7.9) | 20000 (1379) |
| MF12 | MCT9 | SS-FMA-MF12-MCT9 | 2.94 (74.7) | 1.38 (34.9) | 0.31 (7.9) | 20000 (1379) |
| MF12 | MCT12 | SS-FMA-MF12-MCT12 | 3.19 (81.0) | 1.38 (34.9) | 0.44 (11.1) | 20000 (1379) |
| MF12 | MCT16 | SS-FMA-MF12-MCT16 | 3.72 (94.6) | 1.38 (34.9) | 0.44 (11.1) | 20000 (1379) |
| MF16 | MCT9 | SS-FMA-MF16-MCT9 | 3.49 (88.7) | 1.75 (44.5) | 0.31 (7.9) | 20000 (1379) |
| MF16 | MCT12 | SS-FMA-MF16-MCT12 | 3.74 (95.0) | 1.75 (44.5) | 0.44 (11.1) | 20000 (1379) |
| MF16 | MCT16 | SS-FMA-MF16-MCT16 | 4.28 (108.6) | 1.75 (44.5) | 0.56 (14.3) | 20000 (1379) |

| |
|------------------------------|
| Fittings |
| Tubing |
| Quick Couplings |
| Line Filters |
| Valves |
| Sour Service Products |
| Subsea Valves |
| Part Number Crossover Charts |

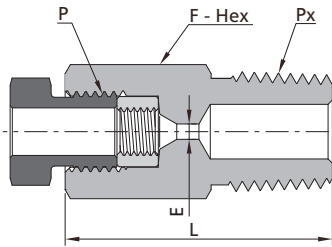
Female Medium Pressure to Male 20D Series



| Female Medium Pressure | | | Male 20D Series | | | |
|------------------------|---------------|------------------|----------------------|-------------|------------|-----------------------------|
| P-Connection | Px-Connection | Ordering Number | Dimensions, in. (mm) | | | Working Pressure psig (bar) |
| | | | L | F | E | |
| MF4 | DFM2 | SS-FMA-MF4-DFM2 | 1.31 (33.2) | 0.63 (15.9) | 0.09 (2.4) | 20000 (1379) |
| MF4 | DFM4 | SS-FMA-MF4-DFM4 | 1.43 (36.3) | 0.63 (15.9) | 0.11 (2.8) | 20000 (1379) |
| MF4 | DFM6 | SS-FMA-MF4-DFM6 | 1.46 (37.0) | 0.75 (19.1) | 0.11 (2.8) | 20000 (1379) |
| MF4 | DFM8 | SS-FMA-MF4-DFM8 | 1.47 (37.4) | 0.94 (23.8) | 0.11 (2.8) | 20000 (1379) |
| MF6 | DFM2 | SS-FMA-MF6-DFM2 | 1.62 (41.1) | 0.75 (19.1) | 0.09 (2.4) | 20000 (1379) |
| MF6 | DFM4 | SS-FMA-MF6-DFM4 | 1.62 (41.1) | 0.75 (19.1) | 0.19 (4.8) | 20000 (1379) |
| MF6 | DFM6 | SS-FMA-MF6-DFM6 | 1.65 (41.8) | 0.75 (19.1) | 0.20 (5.2) | 20000 (1379) |
| MF6 | DFM8 | SS-FMA-MF6-DFM8 | 1.72 (43.8) | 0.94 (23.8) | 0.20 (5.2) | 20000 (1379) |
| MF9 | DFM2 | SS-FMA-MF9-DFM2 | 1.87 (47.5) | 1.00 (25.4) | 0.09 (2.4) | 20000 (1379) |
| MF9 | DFM4 | SS-FMA-MF9-DFM4 | 1.99 (50.6) | 1.00 (25.4) | 0.19 (4.8) | 20000 (1379) |
| MF9 | DFM6 | SS-FMA-MF9-DFM6 | 2.02 (51.3) | 1.00 (25.4) | 0.25 (6.4) | 20000 (1379) |
| MF9 | DFM8 | SS-FMA-MF9-DFM8 | 2.04 (51.7) | 1.00 (25.4) | 0.31 (7.9) | 20000 (1379) |
| MF12 | DFM2 | SS-FMA-MF12-DFM2 | 2.18 (55.4) | 1.37 (34.9) | 0.09 (2.4) | 20000 (1379) |
| MF12 | DFM4 | SS-FMA-MF12-DFM4 | 2.31 (58.6) | 1.37 (34.9) | 0.19 (4.8) | 20000 (1379) |
| MF12 | DFM6 | SS-FMA-MF12-DFM6 | 2.27 (57.7) | 1.37 (34.9) | 0.25 (6.4) | 20000 (1379) |
| MF12 | DFM8 | SS-FMA-MF12-DFM8 | 2.41 (61.3) | 1.37 (34.9) | 0.37 (7.9) | 20000 (1379) |
| MF16 | DFM2 | SS-FMA-MF16-DFM2 | 2.74 (69.7) | 1.75 (44.5) | 0.09 (2.4) | 20000 (1379) |
| MF16 | DFM4 | SS-FMA-MF16-DFM4 | 2.87 (72.9) | 1.75 (44.5) | 0.19 (4.8) | 20000 (1379) |
| MF16 | DFM6 | SS-FMA-MF16-DFM6 | 2.89 (73.5) | 1.75 (44.5) | 0.25 (6.4) | 20000 (1379) |
| MF16 | DFM8 | SS-FMA-MF16-DFM8 | 2.97 (75.5) | 1.75 (44.5) | 0.37 (9.5) | 20000 (1379) |

Fittings
 Tubing
 Quick Couplings
 Line Filters
 Valves
 Sour Service Products
 Subsea Valves
 Part Number Crossover Charts

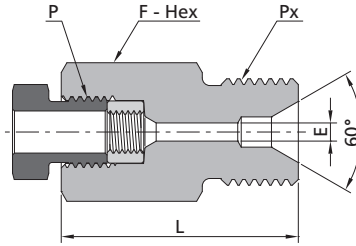
Female Medium Pressure to Male NPT



| Female Medium Pressure | | | Male NPT | | | |
|------------------------|---------------|------------------|----------------------|-------------|-------------|--------------------------------|
| P-Connection | Px-Connection | Ordering Number | Dimensions, in. (mm) | | | Working Pressure psig (bar) |
| | | | L | F | E | |
| MF4 | NS2 | SS-FMA-MF4-NS2 | 1.19 (30.2) | 0.63 (15.9) | 0.11 (2.8) | 15000 (1034) |
| MF4 | NS4 | SS-FMA-MF4-NS4 | 1.37 (34.9) | 0.63 (15.9) | 0.11 (2.8) | 15000 (1034) |
| MF4 | NS6 | SS-FMA-MF4-NS6 | 1.37 (34.9) | 0.69 (17.5) | 0.11 (2.8) | 15000 (1034) |
| MF4 | NS8 | SS-FMA-MF4-NS8 | 1.37 (34.9) | 0.87 (22.2) | 0.11 (2.8) | 15000 (1034) |
| MF4 | NS12 | SS-FMA-MF4-NS12 | 1.75 (44.5) | 1.06 (27.0) | 0.11 (2.8) | 10000 (690) |
| MF6 | NS2 | SS-FMA-MF6-NS2 | 1.37 (34.9) | 0.75 (19.1) | 0.19 (4.8) | 15000 (1034) |
| MF6 | NS4 | SS-FMA-MF6-NS4 | 1.50 (38.1) | 0.75 (19.1) | 0.20 (5.2) | 15000 (1034) |
| MF6 | NS6 | SS-FMA-MF6-NS6 | 1.50 (38.1) | 0.75 (19.1) | 0.20 (5.2) | 15000 (1034) |
| MF6 | NS8 | SS-FMA-MF6-NS8 | 1.63 (41.3) | 0.87 (22.2) | 0.20 (5.2) | 15000 (1034) |
| MF6 | NS12 | SS-FMA-MF6-NS12 | 1.75 (44.5) | 1.06 (27.0) | 0.20 (5.2) | 10000 (690) |
| MF6 | NS16 | SS-FMA-MF6-NS16 | 2.00 (50.8) | 1.37 (34.9) | 0.20 (5.2) | 10000 (690) |
| MF9 | NS2 | SS-FMA-MF9-NS2 | 1.75 (44.5) | 1.00 (25.4) | 0.19 (4.8) | 15000 (1034) |
| MF9 | NS4 | SS-FMA-MF9-NS4 | 1.75 (44.5) | 1.00 (25.4) | 0.25 (6.4) | 15000 (1034) |
| MF9 | NS6 | SS-FMA-MF9-NS6 | 1.75 (44.5) | 1.00 (25.4) | 0.31 (7.9) | 15000 (1034) |
| MF9 | NS8 | SS-FMA-MF9-NS8 | 1.94 (49.2) | 1.00 (25.4) | 0.31 (7.9) | 15000 (1034) |
| MF9 | NS12 | SS-FMA-MF9-NS12 | 2.00 (50.8) | 1.06 (27.0) | 0.31 (7.9) | 10000 (690) |
| MF9 | NS16 | SS-FMA-MF9-NS16 | 2.25 (57.2) | 1.37 (34.9) | 0.31 (7.9) | 10000 (690) |
| MF12 | NS4 | SS-FMA-MF12-NS4 | 2.00 (50.8) | 1.37 (34.9) | 0.25 (6.4) | 15000 (1034) |
| MF12 | NS6 | SS-FMA-MF12-NS6 | 2.00 (50.8) | 1.37 (34.9) | 0.31 (7.9) | 15000 (1034) |
| MF12 | NS8 | SS-FMA-MF12-NS8 | 2.19 (55.6) | 1.37 (34.9) | 0.38 (9.6) | 15000 (1034) |
| MF12 | NS12 | SS-FMA-MF12-NS12 | 2.25 (57.2) | 1.37 (34.9) | 0.44 (11.1) | 10000 (690) |
| MF12 | NS16 | SS-FMA-MF12-NS16 | 2.63 (66.7) | 1.37 (34.9) | 0.44 (11.1) | 10000 (690) |
| MF16 | NS4 | SS-FMA-MF16-NS4 | 2.87 (73.0) | 1.75 (44.5) | 0.25 (6.4) | 15000 (1034) |
| MF16 | NS6 | SS-FMA-MF16-NS6 | 2.87 (73.0) | 1.75 (44.5) | 0.31 (7.9) | 15000 (1034) |
| MF16 | NS8 | SS-FMA-MF16-NS8 | 2.87 (73.0) | 1.75 (44.5) | 0.38 (9.6) | 15000 (1034) |
| MF16 | NS12 | SS-FMA-MF16-NS12 | 2.87 (73.0) | 1.75 (44.5) | 0.56 (14.3) | 10000 (690) |
| MF16 | NS16 | SS-FMA-MF16-NS16 | 3.06 (77.8) | 1.75 (44.5) | 0.56 (14.3) | 10000 (690) |

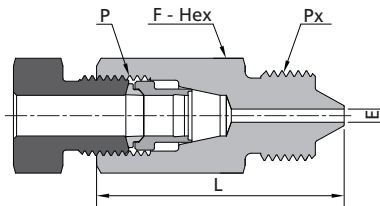
| |
|------------------------------|
| Fittings |
| Tubing |
| Quick Couplings |
| Line Filters |
| Valves |
| Sour Service Products |
| Subsea Valves |
| Part Number Crossover Charts |

Female Medium Pressure to Male Type "M"



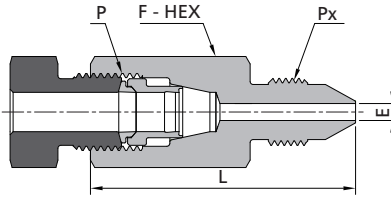
| Female Medium Pressure | | | Male Type "M" | | | |
|------------------------|---------------|------------------|----------------------|-------------|-------------|-----------------------------|
| P-Connection | Px-Connection | Ordering Number | Dimensions, in. (mm) | | | Working Pressure psig (bar) |
| | | | L | F | E | |
| MF4 | TM9 | SS-FMA-MF4-TM9 | 1.19 (30.2) | 0.63 (15.9) | 0.09 (2.4) | 20000 (1379) |
| MF4 | TM12 | SS-FMA-MF4-TM12 | 1.31 (33.3) | 0.75 (19.1) | 0.11 (2.8) | 20000 (1379) |
| MF4 | TM14 | SS-FMA-MF4-TM14 | 1.50 (38.1) | 1.00 (25.4) | 0.11 (2.8) | 20000 (1379) |
| MF6 | TM9 | SS-FMA-MF6-TM9 | 1.37 (34.9) | 0.75 (19.1) | 0.09 (2.4) | 20000 (1379) |
| MF6 | TM12 | SS-FMA-MF6-TM12 | 1.50 (38.1) | 0.75 (19.1) | 0.09 (2.4) | 20000 (1379) |
| MF6 | TM14 | SS-FMA-MF6-TM14 | 1.63 (41.3) | 1.00 (25.4) | 0.15 (3.8) | 20000 (1379) |
| MF6 | TM16 | SS-FMA-MF6-TM16 | 1.63 (41.3) | 1.00 (25.4) | 0.20 (5.2) | 20000 (1379) |
| MF9 | TM9 | SS-FMA-MF9-TM9 | 1.69 (42.9) | 1.00 (25.4) | 0.09 (2.4) | 20000 (1379) |
| MF9 | TM12 | SS-FMA-MF9-TM12 | 1.81 (46.0) | 1.00 (25.4) | 0.29 (7.4) | 20000 (1379) |
| MF9 | TM14 | SS-FMA-MF9-TM14 | 1.94 (49.2) | 1.00 (25.4) | 0.15 (3.8) | 20000 (1379) |
| MF9 | TM16 | SS-FMA-MF9-TM16 | 1.81 (46.0) | 1.00 (25.4) | 0.31 (7.9) | 20000 (1379) |
| MF9 | TM21 | SS-FMA-MF9-TM21 | 1.81 (46.0) | 1.37 (34.9) | 0.31 (7.9) | 20000 (1379) |
| MF12 | TM14 | SS-FMA-MF12-TM14 | 2.19 (55.6) | 1.37 (34.9) | 0.15 (3.8) | 20000 (1379) |
| MF12 | TM16 | SS-FMA-MF12-TM16 | 2.13 (54.0) | 1.37 (34.9) | 0.39 (10.0) | 20000 (1379) |
| MF12 | TM21 | SS-FMA-MF12-TM21 | 2.00 (50.8) | 1.37 (34.9) | 0.44 (11.1) | 20000 (1379) |
| MF16 | TM21 | SS-FMA-MF16-TM21 | 2.56 (65.1) | 1.75 (44.5) | 0.56 (14.3) | 20000 (1379) |

Female 20D Series to Male High Pressure



| Female 20D Series | | | Male High Pressure | | | |
|-------------------|---------------|-----------------|----------------------|-------------|------------|-----------------------------|
| P-Connection | Px-Connection | Ordering Number | Dimensions, in. (mm) | | | Working Pressure psig (bar) |
| | | | L | F | E | |
| DFF2 | HM4 | SS-FMA-DFF2-HM4 | 1.22(31.0) | 0.63 (15.9) | 0.08 (2.1) | 20000 (1379) |
| DFF2 | HM6 | SS-FMA-DFF2-HM6 | 1.47(37.3) | 0.81 (20.6) | 0.09 (2.4) | 20000 (1379) |
| DFF2 | HM9 | SS-FMA-DFF2-HM9 | 1.78(45.3) | 1.19 (30.2) | 0.09 (2.4) | 20000 (1379) |
| DFF4 | HM4 | SS-FMA-DFF4-HM4 | 1.54(39.1) | 0.63 (15.9) | 0.08 (2.1) | 20000 (1379) |
| DFF4 | HM6 | SS-FMA-DFF4-HM6 | 1.73(43.9) | 0.81 (20.6) | 0.13 (3.2) | 20000 (1379) |
| DFF4 | HM9 | SS-FMA-DFF4-HM9 | 1.79(45.5) | 1.19 (30.2) | 0.19 (4.8) | 20000 (1379) |
| DFF6 | HM4 | SS-FMA-DFF6-HM4 | 1.70(43.1) | 0.75 (19.1) | 0.08 (2.1) | 20000 (1379) |
| DFF6 | HM6 | SS-FMA-DFF6-HM6 | 1.89(47.9) | 0.81 (20.6) | 0.13 (3.2) | 20000 (1379) |
| DFF6 | HM9 | SS-FMA-DFF6-HM9 | 1.76(44.7) | 1.19 (30.2) | 0.19 (4.8) | 20000 (1379) |
| DFF8 | HM4 | SS-FMA-DFF8-HM4 | 1.87(47.5) | 1.00 (25.4) | 0.08 (2.1) | 20000 (1379) |
| DFF8 | HM6 | SS-FMA-DFF8-HM6 | 2.06(52.2) | 1.00 (25.4) | 0.13 (3.2) | 20000 (1379) |
| DFF8 | HM9 | SS-FMA-DFF8-HM9 | 2.06(52.2) | 1.19 (30.2) | 0.19 (4.8) | 20000 (1379) |

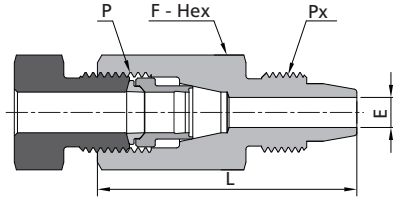
Female 20D Series to Male Medium Pressure



| Female 20D Series | | | Male Medium Pressure | | | |
|-------------------|---------------|------------------|----------------------|-------------|------------|--------------------------------|
| P-Connection | Px-Connection | Ordering Number | Dimensions, in. (mm) | | | Working Pressure psig (bar) |
| | | | L | F | E | |
| DFF2 | MM4 | SS-FMA-DFF2-MM4 | 1.35(34.2) | 0.50 (12.7) | 0.09 (2.4) | 20000 (1379) |
| DFF2 | MM6 | SS-FMA-DFF2-MM6 | 1.41(35.8) | 0.63 (15.9) | 0.09 (2.4) | 20000 (1379) |
| DFF2 | MM9 | SS-FMA-DFF2-MM9 | 1.66(42.1) | 0.94 (23.8) | 0.09 (2.4) | 20000 (1379) |
| DFF2 | MM12 | SS-FMA-DFF2-MM12 | 1.91(48.5) | 1.19 (30.2) | 0.09 (2.4) | 20000 (1379) |
| DFF2 | MM16 | SS-FMA-DFF2-MM16 | 2.53(64.3) | 1.50 (38.1) | 0.09 (2.4) | 20000 (1379) |
| DFF4 | MM4 | SS-FMA-DFF4-MM4 | 1.67(42.3) | 0.63 (15.9) | 0.11 (2.8) | 20000 (1379) |
| DFF4 | MM6 | SS-FMA-DFF4-MM6 | 1.79(45.5) | 0.63 (15.9) | 0.19 (4.8) | 20000 (1379) |
| DFF4 | MM9 | SS-FMA-DFF4-MM9 | 1.73(43.9) | 0.94 (23.8) | 0.19 (4.8) | 20000 (1379) |
| DFF4 | MM12 | SS-FMA-DFF4-MM12 | 1.92(48.7) | 1.19 (30.2) | 0.19 (4.8) | 20000 (1379) |
| DFF4 | MM16 | SS-FMA-DFF4-MM16 | 2.54(64.5) | 1.50 (38.1) | 0.19 (4.8) | 20000 (1379) |
| DFF6 | MM4 | SS-FMA-DFF6-MM4 | 1.82(46.3) | 0.75 (19.1) | 0.11 (2.8) | 20000 (1379) |
| DFF6 | MM6 | SS-FMA-DFF6-MM6 | 1.89(47.9) | 0.75 (19.1) | 0.20 (5.2) | 20000 (1379) |
| DFF6 | MM9 | SS-FMA-DFF6-MM9 | 1.94(49.4) | 0.94 (23.8) | 0.25 (6.4) | 20000 (1379) |
| DFF6 | MM12 | SS-FMA-DFF6-MM12 | 2.01(51.0) | 1.19 (30.2) | 0.25 (6.4) | 20000 (1379) |
| DFF6 | MM16 | SS-FMA-DFF6-MM16 | 2.51(63.7) | 1.50 (38.1) | 0.25 (6.4) | 20000 (1379) |
| DFF8 | MM4 | SS-FMA-DFF8-MM4 | 1.93(49.1) | 1.00 (25.4) | 0.11 (2.8) | 20000 (1379) |
| DFF8 | MM6 | SS-FMA-DFF8-MM6 | 2.12(53.8) | 1.00 (25.4) | 0.20 (5.2) | 20000 (1379) |
| DFF8 | MM9 | SS-FMA-DFF8-MM9 | 2.24(57.0) | 1.00 (25.4) | 0.31 (7.9) | 20000 (1379) |
| DFF8 | MM12 | SS-FMA-DFF8-MM12 | 2.24(57.0) | 1.19 (30.2) | 0.37 (9.5) | 20000 (1379) |
| DFF8 | MM16 | SS-FMA-DFF8-MM16 | 2.68(68.1) | 1.50 (38.1) | 0.37 (9.5) | 20000 (1379) |

| |
|------------------------------|
| Fittings |
| Tubing |
| Quick Couplings |
| Line Filters |
| Valves |
| Sour Service Products |
| Subsea Valves |
| Part Number Crossover Charts |

Female 20D Series to Male 20D Series



| Female 20D Series | | | Male 20D Series | | | |
|-------------------|---------------|------------------|----------------------|-------------|------------|-----------------------------|
| P-Connection | Px-Connection | Ordering Number | Dimensions, in. (mm) | | | Working Pressure psig (bar) |
| | | | L | F | E | |
| DFF2 | DFM2 | SS-FMA-DFF2-DFM2 | 1.34(34.0) | 0.50 (12.7) | 0.09 (2.4) | 20000 (1379) |
| DFF2 | DFM4 | SS-FMA-DFF2-DFM4 | 1.40(35.6) | 0.63 (15.9) | 0.09 (2.4) | 20000 (1379) |
| DFF2 | DFM6 | SS-FMA-DFF2-DFM6 | 1.37(34.7) | 0.75 (19.1) | 0.09 (2.4) | 20000 (1379) |
| DFF2 | DFM8 | SS-FMA-DFF2-DFM8 | 1.63(41.4) | 0.94 (23.8) | 0.09 (2.4) | 20000 (1379) |
| DFF4 | DFM2 | SS-FMA-DFF4-DFM2 | 1.72(43.7) | 0.63 (15.9) | 0.09 (2.4) | 20000 (1379) |
| DFF4 | DFM4 | SS-FMA-DFF4-DFM4 | 1.78(45.3) | 0.63 (15.9) | 0.19 (4.8) | 20000 (1379) |
| DFF4 | DFM6 | SS-FMA-DFF4-DFM6 | 1.75(44.4) | 0.75 (19.1) | 0.19 (4.8) | 20000 (1379) |
| DFF4 | DFM8 | SS-FMA-DFF4-DFM8 | 1.83(46.4) | 0.94 (23.8) | 0.19 (4.8) | 20000 (1379) |
| DFF6 | DFM2 | SS-FMA-DFF6-DFM2 | 1.81(46.1) | 0.75 (19.1) | 0.09 (2.4) | 20000 (1379) |
| DFF6 | DFM4 | SS-FMA-DFF6-DFM4 | 1.94(49.3) | 0.75 (19.1) | 0.19 (4.8) | 20000 (1379) |
| DFF6 | DFM6 | SS-FMA-DFF6-DFM6 | 1.91(48.4) | 0.75 (19.1) | 0.25 (6.4) | 20000 (1379) |
| DFF6 | DFM8 | SS-FMA-DFF6-DFM8 | 1.92(48.8) | 0.94 (23.8) | 0.25 (6.4) | 20000 (1379) |
| DFF8 | DFM2 | SS-FMA-DFF8-DFM2 | 1.93(48.9) | 1.00 (25.4) | 0.09 (2.4) | 20000 (1379) |
| DFF8 | DFM4 | SS-FMA-DFF8-DFM4 | 2.05(52.1) | 1.00 (25.4) | 0.19 (4.8) | 20000 (1379) |
| DFF8 | DFM6 | SS-FMA-DFF8-DFM6 | 2.07(52.7) | 1.00 (25.4) | 0.25 (6.4) | 20000 (1379) |
| DFF8 | DFM8 | SS-FMA-DFF8-DFM8 | 2.15(54.7) | 1.00 (25.4) | 0.37 (9.5) | 20000 (1379) |

Fittings

Tubing

Quick Couplings

Line Filters

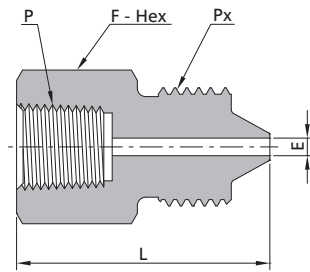
Valves

Sour Service Products

Subsea Valves

Part Number Crossover Charts

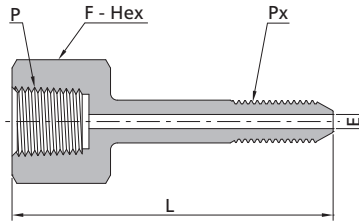
Female NPT to Male High Pressure



| Female NPT | | | Male High Pressure | | | |
|--------------|---------------|------------------|----------------------|-------------|------------|--------------------------------|
| P-Connection | Px-Connection | Ordering Number | Dimensions, in. (mm) | | | Working Pressure psig (bar) |
| | | | L | F | E | |
| FNS2 | HM4 | SS-FMA-FNS2-HM4 | 1.19 (30.2) | 0.63 (15.9) | 0.08 (2.1) | 15000 (1034) |
| FNS2 | HM6 | SS-FMA-FNS2-HM6 | 1.37 (34.9) | 0.81 (20.6) | 0.13 (3.2) | 15000 (1034) |
| FNS2 | HM9 | SS-FMA-FNS2-HM9 | 1.63 (41.3) | 1.19 (30.2) | 0.19 (4.8) | 15000 (1034) |
| FNS4 | HM4 | SS-FMA-FNS4-HM4 | 1.37 (34.9) | 0.94 (23.8) | 0.08 (2.1) | 15000 (1034) |
| FNS4 | HM6 | SS-FMA-FNS4-HM6 | 1.63 (41.3) | 0.94 (23.8) | 0.13 (3.2) | 15000 (1034) |
| FNS4 | HM9 | SS-FMA-FNS4-HM9 | 1.75 (44.5) | 1.19 (30.2) | 0.19 (4.8) | 15000 (1034) |
| FNS6 | HM4 | SS-FMA-FNS6-HM4 | 1.44 (36.5) | 1.13 (28.6) | 0.08 (2.1) | 15000 (1034) |
| FNS6 | HM6 | SS-FMA-FNS6-HM6 | 1.69 (42.9) | 1.13 (28.6) | 0.13 (3.2) | 15000 (1034) |
| FNS6 | HM9 | SS-FMA-FNS6-HM9 | 1.81 (46.0) | 1.19 (30.2) | 0.19 (4.8) | 15000 (1034) |
| FNS8 | HM4 | SS-FMA-FNS8-HM4 | 1.69 (42.9) | 1.37 (34.9) | 0.08 (2.1) | 15000 (1034) |
| FNS8 | HM6 | SS-FMA-FNS8-HM6 | 1.94 (49.2) | 1.37 (34.9) | 0.13 (3.2) | 15000 (1034) |
| FNS8 | HM9 | SS-FMA-FNS8-HM9 | 2.13 (54.0) | 1.37 (34.9) | 0.19 (4.8) | 15000 (1034) |
| FNS12 | HM4 | SS-FMA-FNS12-HM4 | 1.75 (44.5) | 1.50 (38.1) | 0.08 (2.1) | 10000 (690) |
| FNS12 | HM6 | SS-FMA-FNS12-HM6 | 2.00 (50.8) | 1.50 (38.1) | 0.13 (3.2) | 10000 (690) |
| FNS12 | HM9 | SS-FMA-FNS12-HM9 | 2.19 (55.6) | 1.50 (38.1) | 0.19 (4.8) | 10000 (690) |
| FNS16 | HM4 | SS-FMA-FNS16-HM4 | 2.00 (50.8) | 1.75 (44.5) | 0.08 (2.1) | 10000 (690) |
| FNS16 | HM6 | SS-FMA-FNS16-HM6 | 2.25 (57.2) | 1.75 (44.5) | 0.13 (3.2) | 10000 (690) |
| FNS16 | HM9 | SS-FMA-FNS16-HM9 | 2.44 (61.9) | 1.75 (44.5) | 0.19 (4.8) | 10000 (690) |

- Fittings
- Tubing
- Quick Couplings
- Line Filters
- Valves
- Sour Service Products
- Subsea Valves
- Part Number Crossover Charts

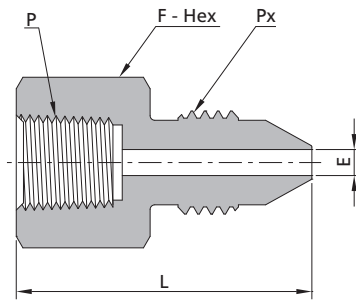
Female NPT to T60H Series Coned and Threaded Nipples



| Female NPT | | | T60H Series Coned and Threaded Nipples | | | |
|--------------|---------------|-------------------|--|-------------|------------|--------------------------------|
| P-Connection | Px-Connection | Ordering Number | Dimensions, in. (mm) | | | Working Pressure psig (bar) |
| | | | L | F | E | |
| FNS2 | HCT4 | SS-FMA-FNS2-HCT4 | 1.87 (47.6) | 0.63 (15.9) | 0.08 (2.1) | 15000 (1034) |
| FNS2 | HCT6 | SS-FMA-FNS2-HCT6 | 2.19 (55.6) | 0.63 (15.9) | 0.13 (3.2) | 15000 (1034) |
| FNS4 | HCT4 | SS-FMA-FNS4-HCT4 | 2.13 (54.0) | 0.94 (23.8) | 0.08 (2.1) | 15000 (1034) |
| FNS4 | HCT6 | SS-FMA-FNS4-HCT6 | 2.50 (63.5) | 0.94 (23.8) | 0.13 (3.2) | 15000 (1034) |
| FNS4 | HCT9 | SS-FMA-FNS4-HCT9 | 3.06 (77.8) | 0.94 (23.8) | 0.19 (4.8) | 15000 (1034) |
| FNS6 | HCT4 | SS-FMA-FNS6-HCT4 | 2.13 (54.0) | 1.13 (28.6) | 0.08 (2.1) | 15000 (1034) |
| FNS6 | HCT6 | SS-FMA-FNS6-HCT6 | 2.50 (63.5) | 1.13 (28.6) | 0.13 (3.2) | 15000 (1034) |
| FNS6 | HCT9 | SS-FMA-FNS6-HCT9 | 3.13 (79.4) | 1.13 (28.6) | 0.19 (4.8) | 15000 (1034) |
| FNS8 | HCT4 | SS-FMA-FNS8-HCT4 | 2.37 (60.3) | 1.37 (34.9) | 0.08 (2.1) | 15000 (1034) |
| FNS8 | HCT6 | SS-FMA-FNS8-HCT6 | 2.75 (69.9) | 1.37 (34.9) | 0.13 (3.2) | 15000 (1034) |
| FNS8 | HCT9 | SS-FMA-FNS8-HCT9 | 3.31 (84.2) | 1.37 (34.9) | 0.19 (4.8) | 15000 (1034) |
| FNS12 | HCT4 | SS-FMA-FNS12-HCT4 | 2.44 (61.9) | 1.50 (38.1) | 0.08 (2.1) | 10000 (690) |
| FNS12 | HCT6 | SS-FMA-FNS12-HCT6 | 2.81 (71.4) | 1.50 (38.1) | 0.13 (3.2) | 10000 (690) |
| FNS12 | HCT9 | SS-FMA-FNS12-HCT9 | 3.38 (85.8) | 1.50 (38.1) | 0.19 (4.8) | 10000 (690) |
| FNS16 | HCT4 | SS-FMA-FNS16-HCT4 | 2.69 (68.3) | 1.75 (44.5) | 0.08 (2.1) | 10000 (690) |
| FNS16 | HCT6 | SS-FMA-FNS16-HCT6 | 3.10 (78.8) | 1.75 (44.5) | 0.13 (3.2) | 10000 (690) |
| FNS16 | HCT9 | SS-FMA-FNS16-HCT9 | 3.69 (93.8) | 1.75 (44.5) | 0.19 (4.8) | 10000 (690) |

Fittings
 Tubing
 Quick Couplings
 Line Filters
 Valves
 Sour Service Products
 Subsea Valves
 Part Number Crossover Charts

Female NPT to Male Medium Pressure



| Female NPT | | | Male Medium Pressure | | | |
|--------------|---------------|-------------------|----------------------|-------------|-------------|--------------------------------|
| P-Connection | Px-Connection | Ordering Number | Dimensions, in. (mm) | | | Working Pressure psig (bar) |
| | | | L | F | E | |
| FNS2 | MM4 | SS-FMA-FNS2-MM4 | 1.25 (31.8) | 0.63 (15.9) | 0.11 (2.8) | 15000 (1034) |
| FNS2 | MM6 | SS-FMA-FNS2-MM6 | 1.37 (34.9) | 0.63 (15.9) | 0.20 (5.2) | 15000 (1034) |
| FNS2 | MM9 | SS-FMA-FNS2-MM9 | 1.50 (38.1) | 0.94 (23.8) | 0.31 (7.9) | 15000 (1034) |
| FNS2 | MM12 | SS-FMA-FNS2-MM12 | 1.75 (44.5) | 1.19 (30.2) | 0.31 (7.9) | 15000 (1034) |
| FNS2 | MM16 | SS-FMA-FNS2-MM16 | 2.37 (60.3) | 1.50 (38.1) | 0.31 (7.9) | 15000 (1034) |
| FNS4 | MM4 | SS-FMA-FNS4-MM4 | 1.50 (38.0) | 0.94 (23.8) | 0.11 (2.8) | 15000 (1034) |
| FNS4 | MM6 | SS-FMA-FNS4-MM6 | 1.63 (41.3) | 0.94 (23.8) | 0.20 (5.2) | 15000 (1034) |
| FNS4 | MM9 | SS-FMA-FNS4-MM9 | 1.75 (44.5) | 0.94 (23.8) | 0.31 (7.9) | 15000 (1034) |
| FNS4 | MM12 | SS-FMA-FNS4-MM12 | 1.87 (47.6) | 1.19 (30.2) | 0.41 (10.4) | 15000 (1034) |
| FNS4 | MM16 | SS-FMA-FNS4-MM16 | 2.37 (60.3) | 1.50 (38.1) | 0.41 (10.4) | 15000 (1034) |
| FNS6 | MM4 | SS-FMA-FNS6-MM4 | 1.50 (38.1) | 1.13 (28.6) | 0.11 (2.8) | 15000 (1034) |
| FNS6 | MM6 | SS-FMA-FNS6-MM6 | 1.69 (42.9) | 1.13 (28.6) | 0.20 (5.2) | 15000 (1034) |
| FNS6 | MM9 | SS-FMA-FNS6-MM9 | 1.81 (46.0) | 1.13 (28.6) | 0.31 (7.9) | 15000 (1034) |
| FNS6 | MM12 | SS-FMA-FNS6-MM12 | 2.00 (50.8) | 1.19 (30.2) | 0.44 (11.1) | 15000 (1034) |
| FNS6 | MM16 | SS-FMA-FNS6-MM16 | 2.37 (60.3) | 1.50 (38.1) | 0.56 (14.3) | 15000 (1034) |
| FNS8 | MM4 | SS-FMA-FNS8-MM4 | 1.75 (44.5) | 1.37 (34.9) | 0.11 (2.8) | 15000 (1034) |
| FNS8 | MM6 | SS-FMA-FNS8-MM6 | 1.87 (47.6) | 1.37 (34.9) | 0.20 (5.2) | 15000 (1034) |
| FNS8 | MM9 | SS-FMA-FNS8-MM9 | 2.06 (52.4) | 1.37 (34.9) | 0.31 (7.9) | 15000 (1034) |
| FNS8 | MM12 | SS-FMA-FNS8-MM12 | 2.19 (55.6) | 1.37 (34.9) | 0.44 (11.1) | 15000 (1034) |
| FNS8 | MM16 | SS-FMA-FNS8-MM16 | 2.56 (65.1) | 1.50 (38.1) | 0.56 (14.3) | 15000 (1034) |
| FNS12 | MM4 | SS-FMA-FNS12-MM4 | 1.81 (46.0) | 1.50 (38.1) | 0.11 (2.8) | 10000 (690) |
| FNS12 | MM6 | SS-FMA-FNS12-MM6 | 1.94 (49.2) | 1.50 (38.1) | 0.20 (5.2) | 10000 (690) |
| FNS12 | MM9 | SS-FMA-FNS12-MM9 | 2.13 (54.0) | 1.50 (38.1) | 0.31 (7.9) | 10000 (690) |
| FNS12 | MM12 | SS-FMA-FNS12-MM12 | 2.31 (58.7) | 1.50 (38.1) | 0.44 (11.1) | 10000 (690) |
| FNS12 | MM16 | SS-FMA-FNS12-MM16 | 2.75 (69.9) | 1.50 (38.1) | 0.56 (14.3) | 10000 (690) |
| FNS16 | MM4 | SS-FMA-FNS16-MM4 | 2.06 (52.4) | 1.75 (44.5) | 0.11 (2.8) | 10000 (690) |
| FNS16 | MM6 | SS-FMA-FNS16-MM6 | 2.19 (55.6) | 1.75 (44.5) | 0.20 (5.2) | 10000 (690) |
| FNS16 | MM9 | SS-FMA-FNS16-MM9 | 2.44 (61.9) | 1.75 (44.5) | 0.31 (7.9) | 10000 (690) |
| FNS16 | MM12 | SS-FMA-FNS16-MM12 | 2.56 (63.5) | 1.75 (44.5) | 0.44 (11.1) | 10000 (690) |
| FNS16 | MM16 | SS-FMA-FNS16-MM16 | 3.06 (77.8) | 1.75 (44.5) | 0.56 (14.3) | 10000 (690) |

Fittings

Tubing

Quick Couplings

Line Filters

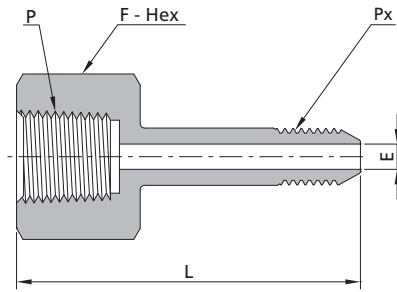
Valves

Sour Service Products

Subsea Valves

Part Number Crossover Charts

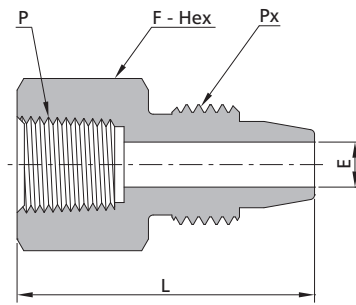
Female NPT to Medium Pressure Coned and Threaded Nipples



| Female NPT | | | Medium Pressure Coned and Threaded Nipples | | | |
|--------------|---------------|--------------------|--|-------------|-------------|--------------------------------|
| P-Connection | Px-Connection | Ordering Number | Dimensions, in. (mm) | | | Working Pressure psig (bar) |
| | | | L | F | E | |
| FNS2 | MCT4 | SS-FMA-FNS2-MCT4 | 1.50 (38.1) | 0.63 (15.9) | 0.11 (2.8) | 15000 (1034) |
| FNS2 | MCT6 | SS-FMA-FNS2-MCT6 | 1.75 (44.5) | 0.63 (15.9) | 0.20 (5.2) | 15000 (1034) |
| FNS2 | MCT9 | SS-FMA-FNS2-MCT9 | 1.94 (49.2) | 0.63 (15.9) | 0.31 (7.9) | 15000 (1034) |
| FNS2 | MCT12 | SS-FMA-FNS2-MCT12 | 2.13 (54.0) | 0.87 (22.2) | 0.31 (7.9) | 15000 (1034) |
| FNS2 | MCT16 | SS-FMA-FNS2-MCT16 | 2.81 (71.4) | 1.13 (28.6) | 0.31 (7.9) | 15000 (1034) |
| FNS4 | MCT4 | SS-FMA-FNS4-MCT4 | 1.75 (44.5) | 0.94 (23.8) | 0.11 (2.8) | 15000 (1034) |
| FNS4 | MCT6 | SS-FMA-FNS4-MCT6 | 2.00 (50.8) | 0.94 (23.8) | 0.20 (5.2) | 15000 (1034) |
| FNS4 | MCT9 | SS-FMA-FNS4-MCT9 | 2.19 (55.6) | 0.94 (23.8) | 0.31 (7.9) | 15000 (1034) |
| FNS4 | MCT12 | SS-FMA-FNS4-MCT12 | 2.44 (61.9) | 0.94 (23.8) | 0.41 (10.4) | 15000 (1034) |
| FNS4 | MCT16 | SS-FMA-FNS4-MCT16 | 2.94 (74.6) | 1.13 (28.6) | 0.41 (10.4) | 15000 (1034) |
| FNS6 | MCT6 | SS-FMA-FNS6-MCT6 | 2.06 (52.4) | 1.13 (28.6) | 0.20 (5.2) | 15000 (1034) |
| FNS6 | MCT9 | SS-FMA-FNS6-MCT9 | 2.25 (57.2) | 1.13 (28.6) | 0.31 (7.9) | 15000 (1034) |
| FNS6 | MCT12 | SS-FMA-FNS6-MCT12 | 2.50 (63.5) | 1.13 (28.6) | 0.44 (11.1) | 15000 (1034) |
| FNS6 | MCT16 | SS-FMA-FNS6-MCT16 | 3.00 (76.2) | 1.13 (28.6) | 0.56 (14.3) | 15000 (1034) |
| FNS8 | MCT9 | SS-FMA-FNS8-MCT9 | 2.50 (63.5) | 1.37 (34.9) | 0.31 (7.9) | 15000 (1034) |
| FNS8 | MCT12 | SS-FMA-FNS8-MCT12 | 2.75 (69.9) | 1.37 (34.9) | 0.44 (11.1) | 15000 (1034) |
| FNS8 | MCT16 | SS-FMA-FNS8-MCT16 | 3.25 (82.6) | 1.37 (34.9) | 0.56 (14.3) | 15000 (1034) |
| FNS12 | MCT9 | SS-FMA-FNS12-MCT9 | 2.56 (65.1) | 1.50 (38.1) | 0.31 (7.9) | 10000 (690) |
| FNS12 | MCT12 | SS-FMA-FNS12-MCT12 | 2.81 (71.4) | 1.50 (38.1) | 0.44 (11.1) | 10000 (690) |
| FNS12 | MCT16 | SS-FMA-FNS12-MCT16 | 3.39 (86.0) | 1.50 (38.1) | 0.56 (14.3) | 10000 (690) |
| FNS16 | MCT12 | SS-FMA-FNS16-MCT12 | 3.13 (79.4) | 1.75 (44.5) | 0.44 (11.1) | 10000 (690) |
| FNS16 | MCT16 | SS-FMA-FNS16-MCT16 | 3.63 (92.2) | 1.75 (44.5) | 0.56 (14.3) | 10000 (690) |

Fittings
 Tubing
 Quick Couplings
 Line Filters
 Valves
 Sour Service Products
 Subsea Valves
 Part Number Crossover Charts

Female NPT to Male 20D Series

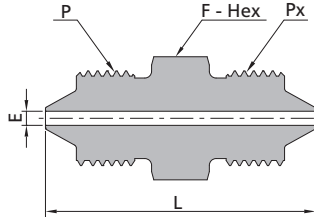


| Female NPT | | | Male 20D Series | | | |
|--------------|---------------|-------------------|----------------------|-------------|------------|--------------------------------|
| P-Connection | Px-Connection | Ordering Number | Dimensions, in. (mm) | | | Working Pressure psig (bar) |
| | | | L | F | E | |
| FNS2 | DFM2 | SS-FMA-FNS2-DFM2 | 1.24 (31.6) | 0.63 (15.9) | 0.09 (2.4) | 15000 (1034) |
| FNS2 | DFM4 | SS-FMA-FNS2-DFM4 | 1.37 (34.7) | 0.63 (15.9) | 0.19 (4.8) | 15000 (1034) |
| FNS2 | DFM6 | SS-FMA-FNS2-DFM6 | 1.39 (35.4) | 0.75 (19.1) | 0.25 (6.4) | 15000 (1034) |
| FNS2 | DFM8 | SS-FMA-FNS2-DFM8 | 1.47 (37.4) | 0.94 (23.8) | 0.37 (9.5) | 15000 (1034) |
| FNS4 | DFM2 | SS-FMA-FNS4-DFM2 | 1.43 (36.3) | 0.94 (23.8) | 0.09 (2.4) | 15000 (1034) |
| FNS4 | DFM4 | SS-FMA-FNS4-DFM4 | 1.62 (41.1) | 0.94 (23.8) | 0.19 (4.8) | 15000 (1034) |
| FNS4 | DFM6 | SS-FMA-FNS4-DFM6 | 1.65 (41.8) | 0.94 (23.8) | 0.25 (6.4) | 15000 (1034) |
| FNS4 | DFM8 | SS-FMA-FNS4-DFM8 | 1.72 (43.8) | 0.94 (23.8) | 0.37 (9.5) | 15000 (1034) |
| FNS6 | DFM2 | SS-FMA-FNS6-DFM2 | 1.56 (39.5) | 1.13 (28.6) | 0.09 (2.4) | 15000 (1034) |
| FNS6 | DFM4 | SS-FMA-FNS6-DFM4 | 1.68 (42.7) | 1.13 (28.6) | 0.19 (4.8) | 15000 (1034) |
| FNS6 | DFM6 | SS-FMA-FNS6-DFM6 | 1.71 (43.4) | 1.13 (28.6) | 0.25 (6.4) | 15000 (1034) |
| FNS6 | DFM8 | SS-FMA-FNS6-DFM8 | 1.85 (47.0) | 1.13 (28.6) | 0.37 (9.5) | 15000 (1034) |
| FNS8 | DFM2 | SS-FMA-FNS8-DFM2 | 1.74 (44.3) | 1.37 (34.9) | 0.09 (2.4) | 15000 (1034) |
| FNS8 | DFM4 | SS-FMA-FNS8-DFM4 | 1.87 (47.5) | 1.37 (34.9) | 0.19 (4.8) | 15000 (1034) |
| FNS8 | DFM6 | SS-FMA-FNS8-DFM6 | 1.96 (49.7) | 1.37 (34.9) | 0.25 (6.4) | 15000 (1034) |
| FNS8 | DFM8 | SS-FMA-FNS8-DFM8 | 2.04 (51.7) | 1.37 (34.9) | 0.37 (9.5) | 15000 (1034) |
| FNS12 | DFM2 | SS-FMA-FNS12-DFM2 | 1.81 (45.9) | 1.50 (38.1) | 0.09 (2.4) | 10000 (690) |
| FNS12 | DFM4 | SS-FMA-FNS12-DFM4 | 1.99 (50.6) | 1.50 (38.1) | 0.19 (4.8) | 10000 (690) |
| FNS12 | DFM6 | SS-FMA-FNS12-DFM6 | 2.02 (51.3) | 1.50 (38.1) | 0.25 (6.4) | 10000 (690) |
| FNS12 | DFM8 | SS-FMA-FNS12-DFM8 | 2.10 (53.3) | 1.50 (38.1) | 0.37 (9.5) | 10000 (690) |
| FNS16 | DFM2 | SS-FMA-FNS16-DFM2 | 2.12 (53.8) | 1.75 (44.5) | 0.09 (2.4) | 10000 (690) |
| FNS16 | DFM4 | SS-FMA-FNS16-DFM4 | 2.24 (57.0) | 1.75 (44.5) | 0.19 (4.8) | 10000 (690) |
| FNS16 | DFM6 | SS-FMA-FNS16-DFM6 | 2.27 (57.7) | 1.75 (44.5) | 0.25 (6.4) | 10000 (690) |
| FNS16 | DFM8 | SS-FMA-FNS16-DFM8 | 2.35 (59.7) | 1.75 (44.5) | 0.37 (9.5) | 10000 (690) |

| |
|------------------------------|
| Fittings |
| Tubing |
| Quick Couplings |
| Line Filters |
| Valves |
| Sour Service Products |
| Subsea Valves |
| Part Number Crossover Charts |

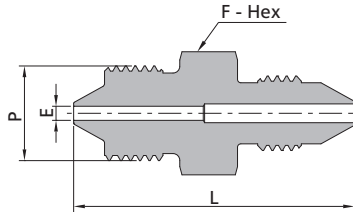
Male to Male - MMA

Male High Pressure to Male High Pressure



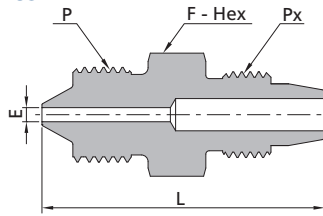
| Male High Pressure | | | Male High Pressure | | | |
|--------------------|---------------|-----------------|----------------------|-------------|------------|-----------------------------|
| P-Connection | Px-Connection | Ordering Number | Dimensions, in. (mm) | | | Working Pressure psig (bar) |
| | | | L | F | E | |
| HM4 | HM4 | SS-MMA-HM4 | 1.63 (41.3) | 0.63 (15.9) | 0.08 (2.1) | 60000 (4137) |
| HM6 | HM4 | SS-MMA-HM6-HM4 | 1.94 (49.2) | 0.81 (20.6) | 0.08 (2.1) | 60000 (4137) |
| HM6 | HM6 | SS-MMA-HM6 | 2.19 (55.6) | 0.81 (20.6) | 0.13 (3.2) | 60000 (4137) |
| HM9 | HM4 | SS-MMA-HM9-HM4 | 2.19 (55.6) | 1.19 (30.2) | 0.08 (2.1) | 60000 (4137) |
| HM9 | HM6 | SS-MMA-HM9-HM6 | 2.50 (63.5) | 1.19 (30.2) | 0.13 (3.2) | 60000 (4137) |
| HM9 | HM9 | SS-MMA-HM9 | 2.63 (66.7) | 1.19 (30.2) | 0.19 (4.8) | 60000 (4137) |

Male High Pressure to Male Medium Pressure



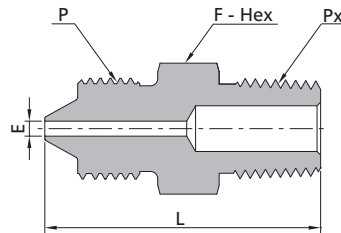
| Male High Pressure | | | Male Medium Pressure | | | |
|--------------------|---------------|-----------------|----------------------|-------------|------------|-----------------------------|
| P-Connection | Px-Connection | Ordering Number | Dimensions, in. (mm) | | | Working Pressure psig (bar) |
| | | | L | F | E | |
| HM4 | MM4 | SS-MMA-HM4-MM4 | 1.69 (42.9) | 0.63 (15.9) | 0.08 (2.1) | 20000 (1379) |
| HM4 | MM6 | SS-MMA-HM4-MM6 | 1.81 (46.0) | 0.63 (15.9) | 0.08 (2.1) | 20000 (1379) |
| HM4 | MM9 | SS-MMA-HM4-MM9 | 2.06 (52.4) | 0.94 (23.8) | 0.08 (2.1) | 20000 (1379) |
| HM4 | MM12 | SS-MMA-HM4-MM12 | 2.37 (60.3) | 1.19 (30.2) | 0.08 (2.1) | 20000 (1379) |
| HM4 | MM16 | SS-MMA-HM4-MM16 | 2.94 (74.6) | 1.50 (38.1) | 0.08 (2.1) | 20000 (1379) |
| HM6 | MM4 | SS-MMA-HM6-MM4 | 2.00 (50.8) | 0.81 (20.6) | 0.11 (2.8) | 20000 (1379) |
| HM6 | MM6 | SS-MMA-HM6-MM6 | 2.13 (54.0) | 0.81 (20.6) | 0.13 (3.2) | 20000 (1379) |
| HM6 | MM9 | SS-MMA-HM6-MM9 | 2.37 (60.3) | 0.94 (23.8) | 0.13 (3.2) | 20000 (1379) |
| HM6 | MM12 | SS-MMA-HM6-MM12 | 2.63 (66.7) | 1.19 (30.2) | 0.13 (3.2) | 20000 (1379) |
| HM6 | MM16 | SS-MMA-HM6-MM16 | 3.13 (79.4) | 1.50 (38.1) | 0.13 (3.2) | 20000 (1379) |
| HM9 | MM4 | SS-MMA-HM9-MM4 | 2.25 (57.2) | 1.19 (30.2) | 0.11 (2.8) | 20000 (1379) |
| HM9 | MM6 | SS-MMA-HM9-MM6 | 2.44 (61.9) | 1.19 (30.2) | 0.19 (4.8) | 20000 (1379) |
| HM9 | MM9 | SS-MMA-HM9-MM9 | 2.63 (66.7) | 1.19 (30.2) | 0.19 (4.8) | 20000 (1379) |
| HM9 | MM12 | SS-MMA-HM9-MM12 | 2.80 (71.0) | 1.19 (30.2) | 0.19 (4.8) | 20000 (1379) |
| HM9 | MM16 | SS-MMA-HM9-MM16 | 3.31 (84.2) | 1.50 (38.1) | 0.19 (4.8) | 20000 (1379) |

Male High Pressure to Male 20D Series



| Male High Pressure | | | Male 20D Series | | | |
|--------------------|---------------|-----------------|----------------------|-------------|------------|-----------------------------|
| P-Connection | Px-Connection | Ordering Number | Dimensions, in. (mm) | | | Working Pressure psig (bar) |
| | | | L | F | E | |
| HM4 | DFM2 | SS-MMA-HM4-DFM2 | 1.60(40.6) | 0.63 (15.9) | 0.08 (2.1) | 20000 (1379) |
| HM4 | DFM4 | SS-MMA-HM4-DFM4 | 1.75(44.5) | 0.63 (15.9) | 0.08 (2.1) | 20000 (1379) |
| HM4 | DFM6 | SS-MMA-HM4-DFM6 | 1.81(45.9) | 0.75 (19.1) | 0.08 (2.1) | 20000 (1379) |
| HM4 | DFM8 | SS-MMA-HM4-DFM8 | 2.02(51.2) | 0.94 (23.8) | 0.08 (2.1) | 20000 (1379) |
| HM6 | DFM2 | SS-MMA-HM6-DFM2 | 1.93(49.0) | 0.81 (20.6) | 0.09 (2.4) | 20000 (1379) |
| HM6 | DFM4 | SS-MMA-HM6-DFM4 | 2.08(52.9) | 0.81 (20.6) | 0.13 (3.2) | 20000 (1379) |
| HM6 | DFM6 | SS-MMA-HM6-DFM6 | 2.10(53.3) | 0.81 (20.6) | 0.13 (3.2) | 20000 (1379) |
| HM6 | DFM8 | SS-MMA-HM6-DFM8 | 2.37(60.1) | 0.94 (23.8) | 0.13 (3.2) | 20000 (1379) |
| HM9 | DFM2 | SS-MMA-HM9-DFM2 | 2.24(56.8) | 1.19 (30.2) | 0.09 (2.4) | 20000 (1379) |
| HM9 | DFM4 | SS-MMA-HM9-DFM4 | 2.39(60.7) | 1.19 (30.2) | 0.19 (4.8) | 20000 (1379) |
| HM9 | DFM6 | SS-MMA-HM9-DFM6 | 2.41(61.1) | 1.19 (30.2) | 0.19 (4.8) | 20000 (1379) |
| HM9 | DFM8 | SS-MMA-HM9-DFM8 | 2.54(64.4) | 1.19 (30.2) | 0.19 (4.8) | 20000 (1379) |

Male High Pressure to Male NPT

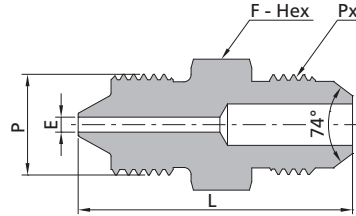


| Male High Pressure | | | Male NPT | | | |
|--------------------|---------------|-----------------|----------------------|-------------|------------|-----------------------------|
| P-Connection | Px-Connection | Ordering Number | Dimensions, in. (mm) | | | Working Pressure psig (bar) |
| | | | L | F | E | |
| HM4 | NS2 | SS-MMA-HM4-NS2 | 1.37 (34.9) | 0.63 (15.9) | 0.08 (2.1) | 15000 (1034) |
| HM4 | NS4 | SS-MMA-HM4-NS4 | 1.56 (39.7) | 0.63 (15.9) | 0.08 (2.1) | 15000 (1034) |
| HM4 | NS6 | SS-MMA-HM4-NS6 | 1.56 (39.7) | 0.69 (17.5) | 0.08 (2.1) | 15000 (1034) |
| HM4 | NS8 | SS-MMA-HM4-NS8 | 1.81 (46.0) | 0.87 (22.2) | 0.08 (2.1) | 15000 (1034) |
| HM4 | NS12 | SS-MMA-HM4-NS12 | 1.87 (47.6) | 1.06 (27.0) | 0.08 (2.1) | 10000 (690) |
| HM4 | NS16 | SS-MMA-HM4-NS16 | 2.19 (55.6) | 1.37 (34.9) | 0.08 (2.1) | 10000 (690) |
| HM6 | NS2 | SS-MMA-HM6-NS2 | 1.69 (42.9) | 0.81 (20.6) | 0.13 (3.2) | 15000 (1034) |
| HM6 | NS4 | SS-MMA-HM6-NS4 | 1.87 (47.6) | 0.81 (20.6) | 0.13 (3.2) | 15000 (1034) |
| HM6 | NS6 | SS-MMA-HM6-NS6 | 1.87 (47.6) | 0.81 (20.6) | 0.13 (3.2) | 15000 (1034) |
| HM6 | NS8 | SS-MMA-HM6-NS8 | 2.06 (52.4) | 0.87 (22.2) | 0.13 (3.2) | 15000 (1034) |
| HM6 | NS12 | SS-MMA-HM6-NS12 | 2.13 (54.0) | 1.06 (27.0) | 0.13 (3.2) | 10000 (690) |
| HM6 | NS16 | SS-MMA-HM6-NS16 | 2.44 (61.9) | 1.37 (34.9) | 0.13 (3.2) | 10000 (690) |
| HM9 | NS2 | SS-MMA-HM9-NS2 | 2.00 (50.8) | 1.19 (30.2) | 0.19 (4.8) | 15000 (1034) |
| HM9 | NS4 | SS-MMA-HM9-NS4 | 2.13 (54.0) | 1.19 (30.2) | 0.19 (4.8) | 15000 (1034) |
| HM9 | NS6 | SS-MMA-HM9-NS6 | 2.13 (54.0) | 1.19 (30.2) | 0.19 (4.8) | 15000 (1034) |
| HM9 | NS8 | SS-MMA-HM9-NS8 | 2.37 (60.3) | 1.19 (30.2) | 0.19 (4.8) | 15000 (1034) |
| HM9 | NS12 | SS-MMA-HM9-NS12 | 2.37 (60.3) | 1.19 (30.2) | 0.19 (4.8) | 10000 (690) |
| HM9 | NS16 | SS-MMA-HM9-NS16 | 2.63 (66.7) | 1.37 (34.9) | 0.19 (4.8) | 10000 (690) |

| |
|------------------------------|
| Fittings |
| Tubing |
| Quick Couplings |
| Line Filters |
| Valves |
| Sour Service Products |
| Subsea Valves |
| Part Number Crossover Charts |

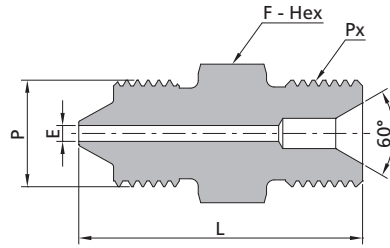
A-91 AMH Series Adapter Fittings

Male High Pressure to Male JIC



| Male High Pressure | | | | Male JIC | | | |
|--------------------|---------------|-----------------|----------------------|-------------|------------|--------------------------------|--|
| P-Connection | Px-Connection | Ordering Number | Dimensions, in. (mm) | | | Working Pressure psig (bar) | |
| | | | L | F | E | | |
| HM4 | JM4 | SS-MMA-HM4-JM4 | 1.51 (38.4) | 0.63 (15.9) | 0.08 (2.1) | 20000 (1379) | |
| HM4 | JM6 | SS-MMA-HM4-JM6 | 1.56 (39.7) | 0.63 (15.9) | 0.08 (2.1) | 20000 (1379) | |
| HM4 | JM8 | SS-MMA-HM4-JM8 | 1.69 (42.9) | 0.81 (20.6) | 0.08 (2.1) | 20000 (1379) | |
| HM4 | JM10 | SS-MMA-HM4-JM10 | 1.81 (46.0) | 0.94 (23.8) | 0.08 (2.1) | 20000 (1379) | |
| HM4 | JM12 | SS-MMA-HM4-JM12 | 2.00 (50.8) | 1.13 (28.6) | 0.08 (2.1) | 15000 (1034) | |
| HM4 | JM16 | SS-MMA-HM4-JM16 | 2.13 (54.0) | 1.37 (34.9) | 0.08 (2.1) | 15000 (1034) | |
| HM6 | JM4 | SS-MMA-HM6-JM4 | 1.81 (46.0) | 0.81 (20.6) | 0.13 (3.2) | 20000 (1379) | |
| HM6 | JM6 | SS-MMA-HM6-JM6 | 1.81 (46.0) | 0.81 (20.6) | 0.13 (3.2) | 20000 (1379) | |
| HM6 | JM8 | SS-MMA-HM6-JM8 | 1.94 (49.2) | 0.81 (20.6) | 0.13 (3.2) | 20000 (1379) | |
| HM6 | JM10 | SS-MMA-HM6-JM10 | 2.06 (52.4) | 0.94 (23.8) | 0.13 (3.2) | 20000 (1379) | |
| HM6 | JM12 | SS-MMA-HM6-JM12 | 2.25 (57.2) | 1.13 (28.6) | 0.13 (3.2) | 15000 (1034) | |
| HM6 | JM16 | SS-MMA-HM6-JM16 | 2.37 (60.3) | 1.37 (34.9) | 0.13 (3.2) | 15000 (1034) | |
| HM9 | JM4 | SS-MMA-HM9-JM4 | 2.13 (54.0) | 1.19 (30.2) | 0.17 (4.4) | 20000 (1379) | |
| HM9 | JM6 | SS-MMA-HM9-JM6 | 2.13 (54.0) | 1.19 (30.2) | 0.19 (4.8) | 20000 (1379) | |
| HM9 | JM8 | SS-MMA-HM9-JM8 | 2.25 (57.2) | 1.19 (30.2) | 0.19 (4.8) | 20000 (1379) | |
| HM9 | JM10 | SS-MMA-HM9-JM10 | 2.37 (60.3) | 1.19 (30.2) | 0.19 (4.8) | 20000 (1379) | |
| HM9 | JM12 | SS-MMA-HM9-JM12 | 2.44 (61.9) | 1.19 (30.2) | 0.19 (4.8) | 15000 (1034) | |
| HM9 | JM16 | SS-MMA-HM9-JM16 | 2.56 (65.0) | 1.37 (34.9) | 0.19 (4.8) | 15000 (1034) | |

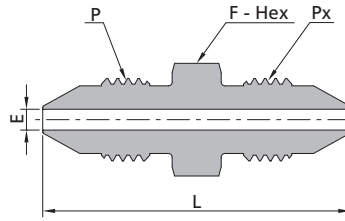
Male High Pressure to Male Type "M"



| Male High Pressure | | | Male Type "M" | | | |
|--------------------|---------------|-----------------|----------------------|-------------|------------|--------------------------------|
| P-Connection | Px-Connection | Ordering Number | Dimensions, in. (mm) | | | Working Pressure psig (bar) |
| | | | L | F | E | |
| HM4 | TM9 | SS-MMA-HM4-TM9 | 1.46 (37.1) | 0.63 (15.9) | 0.08 (2.1) | 60000 (4137) |
| HM4 | TM12 | SS-MMA-HM4-TM12 | 1.63 (41.4) | 0.75 (19.1) | 0.08 (2.1) | 30000 (2068) |
| HM4 | TM14 | SS-MMA-HM4-TM14 | 1.83 (46.6) | 1.00 (25.4) | 0.08 (2.1) | 50000 (3447) |
| HM4 | TM16 | SS-MMA-HM4-TM16 | 1.72 (43.7) | 1.00 (25.4) | 0.08 (2.1) | 30000 (2068) |
| HM4 | TM21 | SS-MMA-HM4-TM21 | 1.84 (46.7) | 1.37 (34.9) | 0.08 (2.1) | 20000 (1379) |
| HM6 | TM9 | SS-MMA-HM6-TM9 | 1.77 (44.9) | 0.81 (20.6) | 0.09 (2.4) | 60000 (4137) |
| HM6 | TM12 | SS-MMA-HM6-TM12 | 1.90 (48.2) | 0.81 (20.6) | 0.13 (3.2) | 30000 (2068) |
| HM6 | TM14 | SS-MMA-HM6-TM14 | 2.09 (53.0) | 1.00 (25.4) | 0.13 (3.2) | 50000 (3447) |
| HM6 | TM16 | SS-MMA-HM6-TM16 | 1.97 (50.1) | 1.00 (25.4) | 0.13 (3.2) | 30000 (2068) |
| HM6 | TM21 | SS-MMA-HM6-TM21 | 2.09 (53.1) | 1.37 (34.9) | 0.13 (3.2) | 20000 (1379) |
| HM9 | TM9 | SS-MMA-HM9-TM9 | 2.07 (52.6) | 1.19 (30.2) | 0.09 (2.4) | 60000 (4137) |
| HM9 | TM12 | SS-MMA-HM9-TM12 | 2.20 (55.9) | 1.19 (30.2) | 0.19 (4.8) | 30000 (2068) |
| HM9 | TM14 | SS-MMA-HM9-TM14 | 2.33 (59.1) | 1.19 (30.2) | 0.15 (3.8) | 50000 (3447) |
| HM9 | TM16 | SS-MMA-HM9-TM16 | 2.21 (56.2) | 1.19 (30.2) | 0.19 (4.8) | 30000 (2068) |
| HM9 | TM21 | SS-MMA-HM9-TM21 | 2.26 (57.4) | 1.37 (34.9) | 0.19 (4.8) | 20000 (1379) |

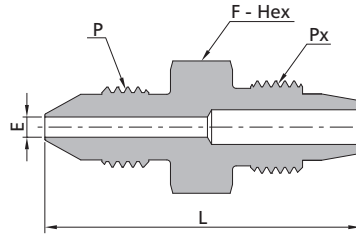
| |
|------------------------------|
| Fittings |
| Tubing |
| Quick Couplings |
| Line Filters |
| Valves |
| Sour Service Products |
| Subsea Valves |
| Part Number Crossover Charts |

Male Medium Pressure to Male Medium Pressure



| Male Medium Pressure | | | | Male Medium Pressure | | | |
|----------------------|---------------|------------------|----------------------|----------------------|-------------|--------------------------------|--|
| P-Connection | Px-Connection | Ordering Number | Dimensions, in. (mm) | | | Working Pressure psig (bar) | |
| | | | L | F | E | | |
| MM4 | MM4 | SS-MMA-MM4 | 1.63 (41.3) | 0.50 (12.7) | 0.11 (2.8) | 20000 (1379) | |
| MM6 | MM4 | SS-MMA-MM6-MM4 | 1.87 (47.6) | 0.63 (15.9) | 0.11 (2.8) | 20000 (1379) | |
| MM6 | MM6 | SS-MMA-MM6 | 2.00 (50.8) | 0.63 (15.9) | 0.20 (5.2) | 20000 (1379) | |
| MM9 | MM4 | SS-MMA-MM9-MM4 | 2.13 (54.0) | 0.94 (23.8) | 0.11 (2.8) | 20000 (1379) | |
| MM9 | MM6 | SS-MMA-MM9-MM6 | 2.31 (58.7) | 0.94 (23.8) | 0.20 (5.2) | 20000 (1379) | |
| MM9 | MM9 | SS-MMA-MM9 | 2.50 (63.5) | 0.94 (23.8) | 0.31 (7.9) | 20000 (1379) | |
| MM12 | MM4 | SS-MMA-MM12-MM4 | 2.44 (61.9) | 1.19 (30.2) | 0.11 (2.8) | 20000 (1379) | |
| MM12 | MM6 | SS-MMA-MM12-MM6 | 2.56 (65.1) | 1.19 (30.2) | 0.20 (5.2) | 20000 (1379) | |
| MM12 | MM9 | SS-MMA-MM12-MM9 | 2.75 (69.9) | 1.19 (30.2) | 0.31 (7.9) | 20000 (1379) | |
| MM12 | MM12 | SS-MMA-MM12 | 2.94 (74.6) | 1.19 (30.2) | 0.44 (11.1) | 20000 (1379) | |
| MM16 | MM4 | SS-MMA-MM16-MM4 | 3.00 (76.2) | 1.50 (38.1) | 0.11 (2.8) | 20000 (1379) | |
| MM16 | MM6 | SS-MMA-MM16-MM6 | 3.13 (79.4) | 1.50 (38.1) | 0.20 (5.2) | 20000 (1379) | |
| MM16 | MM9 | SS-MMA-MM16-MM9 | 3.31 (84.2) | 1.50 (38.1) | 0.31 (7.9) | 20000 (1379) | |
| MM16 | MM12 | SS-MMA-MM16-MM12 | 3.44 (87.4) | 1.50 (38.1) | 0.44 (11.1) | 20000 (1379) | |
| MM16 | MM16 | SS-MMA-MM16 | 3.94 (100.2) | 1.50 (38.1) | 0.56 (14.3) | 20000 (1379) | |

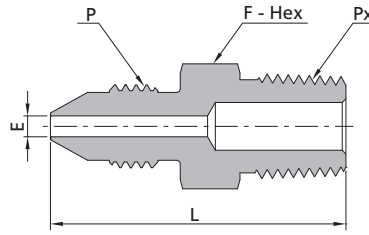
Male Medium Pressure to Male 20D Series



| Male Medium Pressure | | | Male 20D Series | | | |
|----------------------|---------------|------------------|----------------------|-------------|------------|--------------------------------|
| P-Connection | Px-Connection | Ordering Number | Dimensions, in. (mm) | | | Working Pressure psig (bar) |
| | | | L | F | E | |
| MM4 | DFM2 | SS-MMA-MM4-DFM2 | 1.62(41.2) | 0.50 (12.7) | 0.09 (2.4) | 20000 (1379) |
| MM4 | DFM4 | SS-MMA-MM4-DFM4 | 1.81(46.1) | 0.63 (15.9) | 0.11 (2.8) | 20000 (1379) |
| MM4 | DFM6 | SS-MMA-MM4-DFM6 | 1.87(47.5) | 0.75 (19.1) | 0.11 (2.8) | 20000 (1379) |
| MM4 | DFM8 | SS-MMA-MM4-DFM8 | 2.08(52.8) | 0.94 (23.8) | 0.11 (2.8) | 20000 (1379) |
| MM6 | DFM2 | SS-MMA-MM6-DFM2 | 1.81(45.9) | 0.63 (15.9) | 0.09 (2.4) | 20000 (1379) |
| MM6 | DFM4 | SS-MMA-MM6-DFM4 | 1.96(49.8) | 0.63 (15.9) | 0.19 (4.8) | 20000 (1379) |
| MM6 | DFM6 | SS-MMA-MM6-DFM6 | 2.02(51.2) | 0.75 (19.1) | 0.20 (5.2) | 20000 (1379) |
| MM6 | DFM8 | SS-MMA-MM6-DFM8 | 2.22(56.5) | 0.94 (23.8) | 0.20 (5.2) | 20000 (1379) |
| MM9 | DFM2 | SS-MMA-MM9-DFM2 | 2.11(53.7) | 0.94 (23.8) | 0.09 (2.4) | 20000 (1379) |
| MM9 | DFM4 | SS-MMA-MM9-DFM4 | 2.27(57.6) | 0.94 (23.8) | 0.19 (4.8) | 20000 (1379) |
| MM9 | DFM6 | SS-MMA-MM9-DFM6 | 2.28(58.0) | 0.94 (23.8) | 0.25 (6.4) | 20000 (1379) |
| MM9 | DFM8 | SS-MMA-MM9-DFM8 | 2.41(61.3) | 0.94 (23.8) | 0.31 (7.9) | 20000 (1379) |
| MM12 | DFM2 | SS-MMA-MM12-DFM2 | 2.38(60.5) | 1.19 (30.2) | 0.09 (2.4) | 20000 (1379) |
| MM12 | DFM4 | SS-MMA-MM12-DFM4 | 2.54(64.4) | 1.19 (30.2) | 0.19 (4.8) | 20000 (1379) |
| MM12 | DFM6 | SS-MMA-MM12-DFM6 | 2.55(64.8) | 1.19 (30.2) | 0.25 (6.4) | 20000 (1379) |
| MM12 | DFM8 | SS-MMA-MM12-DFM8 | 2.68(68.1) | 1.19 (30.2) | 0.37 (9.5) | 20000 (1379) |
| MM16 | DFM2 | SS-MMA-MM16-DFM2 | 2.93(74.3) | 1.50 (38.1) | 0.09 (2.4) | 20000 (1379) |
| MM16 | DFM4 | SS-MMA-MM16-DFM4 | 3.08(78.2) | 1.50 (38.1) | 0.19 (4.8) | 20000 (1379) |
| MM16 | DFM6 | SS-MMA-MM16-DFM6 | 3.09(78.6) | 1.50 (38.1) | 0.37 (9.5) | 20000 (1379) |
| MM16 | DFM8 | SS-MMA-MM16-DFM8 | 3.22(81.9) | 1.50 (38.1) | 0.37 (9.5) | 20000 (1379) |

| |
|------------------------------|
| Fittings |
| Tubing |
| Quick Couplings |
| Line Filters |
| Valves |
| Sour Service Products |
| Subsea Valves |
| Part Number Crossover Charts |

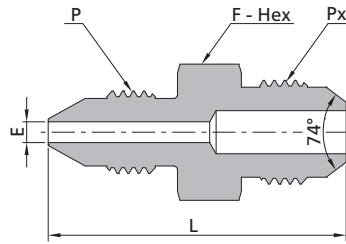
Male Medium Pressure to Male NPT



| Male Medium Pressure | | | | Male NPT | | | |
|----------------------|---------------|------------------|----------------------|-------------|-------------|--------------------------------|--|
| P-Connection | Px-Connection | Ordering Number | Dimensions, in. (mm) | | | Working Pressure psig (bar) | |
| | | | L | F | E | | |
| MM4 | NS2 | SS-MMA-MM4-NS2 | 1.37 (34.9) | 0.50 (12.7) | 0.11 (2.8) | 15000 (1034) | |
| MM4 | NS4 | SS-MMA-MM4-NS4 | 1.56 (39.7) | 0.56 (14.3) | 0.11 (2.8) | 15000 (1034) | |
| MM4 | NS6 | SS-MMA-MM4-NS6 | 1.63 (41.3) | 0.69 (17.5) | 0.11 (2.8) | 15000 (1034) | |
| MM4 | NS8 | SS-MMA-MM4-NS8 | 1.87 (47.6) | 0.87 (22.2) | 0.11 (2.8) | 15000 (1034) | |
| MM4 | NS12 | SS-MMA-MM4-NS12 | 1.94 (49.2) | 1.06 (27.0) | 0.11 (2.8) | 10000 (690) | |
| MM4 | NS16 | SS-MMA-MM4-NS16 | 2.25 (57.2) | 1.37 (34.9) | 0.11 (2.8) | 10000 (690) | |
| MM6 | NS2 | SS-MMA-MM6-NS2 | 1.56 (39.7) | 0.63 (15.9) | 0.19 (4.8) | 15000 (1034) | |
| MM6 | NS4 | SS-MMA-MM6-NS4 | 1.75 (44.5) | 0.63 (15.9) | 0.20 (5.2) | 15000 (1034) | |
| MM6 | NS6 | SS-MMA-MM6-NS6 | 1.75 (44.5) | 0.69 (17.5) | 0.20 (5.2) | 15000 (1034) | |
| MM6 | NS8 | SS-MMA-MM6-NS8 | 2.00 (50.8) | 0.87 (22.2) | 0.20 (5.2) | 15000 (1034) | |
| MM6 | NS12 | SS-MMA-MM6-NS12 | 2.06 (52.4) | 1.06 (27.0) | 0.20 (5.2) | 10000 (690) | |
| MM6 | NS16 | SS-MMA-MM6-NS16 | 2.37 (60.3) | 1.37 (34.9) | 0.20 (5.2) | 10000 (690) | |
| MM9 | NS2 | SS-MMA-MM9-NS2 | 1.87 (47.6) | 0.94 (23.8) | 0.19 (4.8) | 15000 (1034) | |
| MM9 | NS4 | SS-MMA-MM9-NS4 | 2.06 (52.4) | 0.94 (23.8) | 0.25 (6.4) | 15000 (1034) | |
| MM9 | NS6 | SS-MMA-MM9-NS6 | 2.06 (52.4) | 0.94 (23.8) | 0.31 (7.9) | 15000 (1034) | |
| MM9 | NS8 | SS-MMA-MM9-NS8 | 2.25 (57.2) | 0.94 (23.8) | 0.31 (7.9) | 15000 (1034) | |
| MM9 | NS12 | SS-MMA-MM9-NS12 | 2.31 (58.7) | 1.06 (27.0) | 0.31 (7.9) | 10000 (690) | |
| MM9 | NS16 | SS-MMA-MM9-NS16 | 2.56 (65.1) | 1.37 (34.9) | 0.31 (7.9) | 10000 (690) | |
| MM12 | NS2 | SS-MMA-MM12-NS2 | 2.13 (54.0) | 1.19 (30.2) | 0.19 (4.8) | 15000 (1034) | |
| MM12 | NS4 | SS-MMA-MM12-NS4 | 2.31 (58.7) | 1.19 (30.2) | 0.25 (6.4) | 15000 (1034) | |
| MM12 | NS6 | SS-MMA-MM12-NS6 | 2.31 (58.7) | 1.19 (30.2) | 0.31 (7.9) | 15000 (1034) | |
| MM12 | NS8 | SS-MMA-MM12-NS8 | 2.50 (63.5) | 1.19 (30.2) | 0.38 (9.6) | 15000 (1034) | |
| MM12 | NS12 | SS-MMA-MM12-NS12 | 2.50 (63.5) | 1.19 (30.2) | 0.44 (11.1) | 10000 (690) | |
| MM12 | NS16 | SS-MMA-MM12-NS16 | 2.75 (69.9) | 1.37 (34.9) | 0.44 (11.1) | 10000 (690) | |
| MM16 | NS2 | SS-MMA-MM16-NS2 | 2.69 (68.3) | 1.50 (38.1) | 0.19 (4.8) | 15000 (1034) | |
| MM16 | NS4 | SS-MMA-MM16-NS4 | 2.81 (71.4) | 1.50 (38.1) | 0.25 (6.4) | 15000 (1034) | |
| MM16 | NS6 | SS-MMA-MM16-NS6 | 2.81 (71.4) | 1.50 (38.1) | 0.31 (7.9) | 15000 (1034) | |
| MM16 | NS8 | SS-MMA-MM16-NS8 | 3.06 (77.8) | 1.50 (38.1) | 0.38 (9.6) | 15000 (1034) | |
| MM16 | NS12 | SS-MMA-MM16-NS12 | 3.06 (82.6) | 1.50 (38.1) | 0.56 (14.3) | 10000 (690) | |
| MM16 | NS16 | SS-MMA-MM16-NS16 | 3.25 (82.6) | 1.50 (38.1) | 0.56 (14.3) | 10000 (690) | |

Fittings
 Tubing
 Quick Couplings
 Line Filters
 Valves
 Sour Service Products
 Subsea Valves
 Part Number Crossover Charts

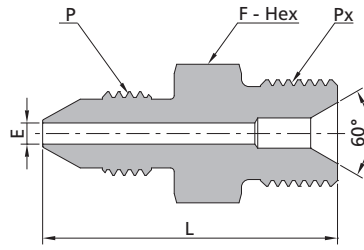
Male Medium Pressure to Male JIC



| Male Medium Pressure | | | Male JIC | | | |
|----------------------|---------------|------------------|----------------------|-------------|-------------|--------------------------------|
| P-Connection | Px-Connection | Ordering Number | Dimensions, in. (mm) | | | Working Pressure psig (bar) |
| | | | L | F | E | |
| MM4 | JM4 | SS-MMA-MM4-JM4 | 1.50 (38.1) | 0.50 (12.7) | 0.11 (2.8) | 20000 (1379) |
| MM4 | JM6 | SS-MMA-MM4-JM6 | 1.63 (41.3) | 0.63 (15.9) | 0.11 (2.8) | 20000 (1379) |
| MM4 | JM8 | SS-MMA-MM4-JM8 | 1.75 (44.5) | 0.81 (20.6) | 0.11 (2.8) | 20000 (1379) |
| MM4 | JM10 | SS-MMA-MM4-JM10 | 1.87 (47.6) | 0.94 (23.8) | 0.11 (2.8) | 20000 (1379) |
| MM4 | JM12 | SS-MMA-MM4-JM12 | 2.06 (52.4) | 1.13 (28.6) | 0.11 (2.8) | 15000 (1034) |
| MM4 | JM16 | SS-MMA-MM4-JM16 | 2.19 (55.6) | 1.37 (34.9) | 0.11 (2.8) | 15000 (1034) |
| MM6 | JM4 | SS-MMA-MM6-JM4 | 1.75 (44.5) | 0.63 (15.9) | 0.17 (4.4) | 20000 (1379) |
| MM6 | JM6 | SS-MMA-MM6-JM6 | 1.75 (44.5) | 0.63 (15.9) | 0.20 (5.2) | 20000 (1379) |
| MM6 | JM8 | SS-MMA-MM6-JM8 | 1.87 (47.6) | 0.81 (20.6) | 0.20 (5.2) | 20000 (1379) |
| MM6 | JM10 | SS-MMA-MM6-JM10 | 2.06 (52.4) | 0.94 (23.8) | 0.20 (5.2) | 20000 (1379) |
| MM6 | JM12 | SS-MMA-MM6-JM12 | 2.25 (57.2) | 1.13 (28.6) | 0.20 (5.2) | 15000 (1034) |
| MM6 | JM16 | SS-MMA-MM6-JM16 | 2.37 (60.3) | 1.37 (34.9) | 0.20 (5.2) | 15000 (1034) |
| MM9 | JM4 | SS-MMA-MM9-JM4 | 2.00 (50.8) | 0.94 (23.8) | 0.17 (4.4) | 20000 (1379) |
| MM9 | JM6 | SS-MMA-MM9-JM6 | 2.01 (51.0) | 0.94 (23.8) | 0.23 (5.8) | 20000 (1379) |
| MM9 | JM8 | SS-MMA-MM9-JM8 | 2.13 (54.0) | 0.94 (23.8) | 0.31 (7.9) | 20000 (1379) |
| MM9 | JM10 | SS-MMA-MM9-JM10 | 2.25 (57.2) | 0.94 (23.8) | 0.31 (7.9) | 20000 (1379) |
| MM9 | JM12 | SS-MMA-MM9-JM12 | 2.44 (61.9) | 1.13 (28.6) | 0.31 (7.9) | 15000 (1034) |
| MM9 | JM16 | SS-MMA-MM9-JM16 | 2.56 (65.1) | 1.37 (34.9) | 0.31 (7.9) | 15000 (1034) |
| MM12 | JM4 | SS-MMA-MM12-JM4 | 2.31 (58.7) | 1.19 (30.2) | 0.17 (4.4) | 20000 (1379) |
| MM12 | JM6 | SS-MMA-MM12-JM6 | 2.31 (58.7) | 1.19 (30.2) | 0.23 (5.8) | 20000 (1379) |
| MM12 | JM8 | SS-MMA-MM12-JM8 | 2.37 (60.3) | 1.19 (30.2) | 0.31 (7.9) | 20000 (1379) |
| MM12 | JM10 | SS-MMA-MM12-JM10 | 2.50 (63.5) | 1.19 (30.2) | 0.37 (9.4) | 20000 (1379) |
| MM12 | JM12 | SS-MMA-MM12-JM12 | 2.63 (66.7) | 1.19 (30.2) | 0.44 (11.1) | 15000 (1034) |
| MM12 | JM16 | SS-MMA-MM12-JM16 | 2.69 (68.3) | 1.37 (34.9) | 0.44 (11.1) | 15000 (1034) |
| MM16 | JM4 | SS-MMA-MM16-JM4 | 2.81 (71.4) | 1.50 (38.1) | 0.17 (4.4) | 20000 (1379) |
| MM16 | JM6 | SS-MMA-MM16-JM6 | 2.81 (71.4) | 1.50 (38.1) | 0.23 (5.8) | 20000 (1379) |
| MM16 | JM8 | SS-MMA-MM16-JM8 | 2.94 (74.6) | 1.50 (38.1) | 0.31 (7.9) | 20000 (1379) |
| MM16 | JM10 | SS-MMA-MM16-JM10 | 3.06 (77.8) | 1.50 (38.1) | 0.37 (9.4) | 20000 (1379) |
| MM16 | JM12 | SS-MMA-MM16-JM12 | 3.13 (79.4) | 1.50 (38.1) | 0.46 (11.6) | 15000 (1034) |
| MM16 | JM16 | SS-MMA-MM16-JM16 | 3.19 (81.0) | 1.50 (38.1) | 0.56 (14.3) | 15000 (1034) |

| |
|------------------------------|
| Fittings |
| Tubing |
| Quick Couplings |
| Line Filters |
| Valves |
| Sour Service Products |
| Subsea Valves |
| Part Number Crossover Charts |

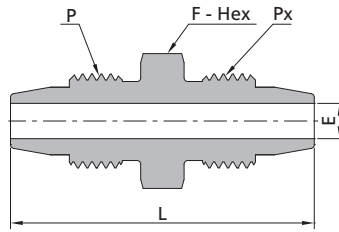
Male Medium Pressure to Male Type "M"



| Male Medium Pressure | | | | Male Type "M" | | | |
|----------------------|---------------|------------------|----------------------|---------------|-------------|--------------------------------|--|
| P-Connection | Px-Connection | Ordering Number | Dimensions, in. (mm) | | | Working Pressure psig (bar) | |
| | | | L | F | E | | |
| MM4 | TM9 | SS-MMA-MM4-TM9 | 1.52 (38.7) | 0.63 (15.9) | 0.09 (2.4) | 20000 (1379) | |
| MM4 | TM12 | SS-MMA-MM4-TM12 | 1.69 (43.0) | 0.75 (19.1) | 0.11 (2.8) | 20000 (1379) | |
| MM4 | TM14 | SS-MMA-MM4-TM14 | 1.90 (48.2) | 1.00 (25.4) | 0.11 (2.8) | 20000 (1379) | |
| MM4 | TM16 | SS-MMA-MM4-TM16 | 1.78 (45.3) | 1.00 (25.4) | 0.11 (2.8) | 20000 (1379) | |
| MM4 | TM21 | SS-MMA-MM4-TM21 | 1.90 (48.3) | 1.37 (34.9) | 0.11 (2.8) | 20000 (1379) | |
| MM6 | TM9 | SS-MMA-MM6-TM9 | 1.67 (42.4) | 0.63 (15.9) | 0.09 (2.4) | 20000 (1379) | |
| MM6 | TM12 | SS-MMA-MM6-TM12 | 1.84 (46.7) | 0.75 (19.1) | 0.20 (5.2) | 20000 (1379) | |
| MM6 | TM14 | SS-MMA-MM6-TM14 | 2.04 (51.9) | 1.00 (25.4) | 0.15 (3.8) | 20000 (1379) | |
| MM6 | TM16 | SS-MMA-MM6-TM16 | 1.93 (49.0) | 1.00 (25.4) | 0.20 (5.2) | 20000 (1379) | |
| MM6 | TM21 | SS-MMA-MM6-TM21 | 2.05 (52.0) | 1.37 (34.9) | 0.20 (5.2) | 20000 (1379) | |
| MM9 | TM9 | SS-MMA-MM9-TM9 | 1.95 (49.6) | 0.94 (23.8) | 0.09 (2.4) | 20000 (1379) | |
| MM9 | TM12 | SS-MMA-MM9-TM12 | 2.08 (52.9) | 0.94 (23.8) | 0.29 (7.4) | 20000 (1379) | |
| MM9 | TM14 | SS-MMA-MM9-TM14 | 2.23 (56.7) | 1.00 (25.4) | 0.15 (3.8) | 20000 (1379) | |
| MM9 | TM16 | SS-MMA-MM9-TM16 | 2.12 (53.8) | 1.00 (25.4) | 0.31 (7.9) | 20000 (1379) | |
| MM9 | TM21 | SS-MMA-MM9-TM21 | 2.24 (56.8) | 1.37 (34.9) | 0.31 (7.9) | 20000 (1379) | |
| MM12 | TM9 | SS-MMA-MM12-TM9 | 2.22 (56.3) | 1.19 (30.2) | 0.09 (2.4) | 20000 (1379) | |
| MM12 | TM12 | SS-MMA-MM12-TM12 | 2.35 (59.6) | 1.19 (30.2) | 0.29 (7.4) | 20000 (1379) | |
| MM12 | TM14 | SS-MMA-MM12-TM14 | 2.47 (62.8) | 1.19 (30.2) | 0.15 (3.8) | 20000 (1379) | |
| MM12 | TM16 | SS-MMA-MM12-TM16 | 2.36 (59.9) | 1.19 (30.2) | 0.39 (10.0) | 20000 (1379) | |
| MM12 | TM21 | SS-MMA-MM12-TM21 | 2.41 (61.1) | 1.37 (34.9) | 0.44 (11.1) | 20000 (1379) | |
| MM16 | TM9 | SS-MMA-MM16-TM9 | 2.77 (70.3) | 1.50 (38.1) | 0.09 (2.4) | 20000 (1379) | |
| MM16 | TM12 | SS-MMA-MM16-TM12 | 2.90 (73.6) | 1.50 (38.1) | 0.29 (7.4) | 20000 (1379) | |
| MM16 | TM14 | SS-MMA-MM16-TM14 | 3.02 (76.8) | 1.50 (38.1) | 0.15 (3.8) | 20000 (1379) | |
| MM16 | TM16 | SS-MMA-MM16-TM16 | 2.91 (73.9) | 1.50 (38.1) | 0.39 (10.0) | 20000 (1379) | |
| MM16 | TM21 | SS-MMA-MM16-TM21 | 2.89 (73.3) | 1.50 (38.1) | 0.56 (14.3) | 20000 (1379) | |

Fittings
 Tubing
 Quick Couplings
 Line Filters
 Valves
 Sour Service Products
 Subsea Valves
 Part Number Crossover Charts

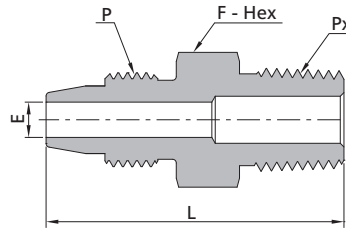
Male 20D Series to Male 20D Series



| Male 20D Series | | | Male 20D Series | | | |
|-----------------|---------------|------------------|----------------------|-------------|------------|--------------------------------|
| P-Connection | Px-Connection | Ordering Number | Dimensions, in. (mm) | | | Working Pressure psig (bar) |
| | | | L | F | E | |
| DFM2 | DFM2 | SS-MMA-DFM2 | 1.60 (40.6) | 0.50 (12.7) | 0.09 (2.4) | 20000 (1379) |
| DFM4 | DFM2 | SS-MMA-DFM4-DFM2 | 1.79 (45.5) | 0.63 (15.9) | 0.09 (2.4) | 20000 (1379) |
| DFM4 | DFM4 | SS-MMA-DFM4 | 1.94 (49.4) | 0.63 (15.9) | 0.19 (4.8) | 20000 (1379) |
| DFM6 | DFM2 | SS-MMA-DFM6-DFM2 | 1.85 (46.9) | 0.75 (19.1) | 0.09 (2.4) | 20000 (1379) |
| DFM6 | DFM4 | SS-MMA-DFM6-DFM4 | 2.00 (50.8) | 0.75 (19.1) | 0.19 (4.8) | 20000 (1379) |
| DFM6 | DFM6 | SS-MMA-DFM6 | 2.02 (51.2) | 0.75 (19.1) | 0.25 (6.4) | 20000 (1379) |
| DFM8 | DFM2 | SS-MMA-DFM8-DFM2 | 2.06 (52.2) | 0.94 (23.8) | 0.09 (2.4) | 20000 (1379) |
| DFM8 | DFM4 | SS-MMA-DFM8-DFM4 | 2.21 (56.1) | 0.94 (23.8) | 0.19 (4.8) | 20000 (1379) |
| DFM8 | DFM6 | SS-MMA-DFM8-DFM6 | 2.22 (56.5) | 0.94 (23.8) | 0.25 (6.4) | 20000 (1379) |
| DFM8 | DFM8 | SS-MMA-DFM8 | 2.35 (59.8) | 0.94 (23.8) | 0.37 (9.5) | 20000 (1379) |

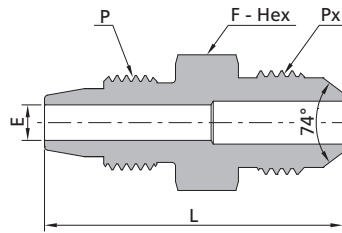
- Fittings
- Tubing
- Quick Couplings
- Line Filters
- Valves
- Sour Service Products
- Subsea Valves
- Part Number Crossover Charts

Male 20D Series to Male NPT



| Male 20D Series | | | | Male NPT | | | |
|-----------------|---------------|------------------|----------------------|-------------|------------|--------------------------------|--|
| P-Connection | Px-Connection | Ordering Number | Dimensions, in. (mm) | | | Working Pressure psig (bar) | |
| | | | L | F | E | | |
| DFM2 | NS2 | SS-MMA-DFM2-NS2 | 1.32 (33.5) | 0.50 (12.7) | 0.09 (2.4) | 15000 (1034) | |
| DFM2 | NS4 | SS-MMA-DFM2-NS4 | 1.52 (38.5) | 0.56 (14.3) | 0.09 (2.4) | 15000 (1034) | |
| DFM2 | NS6 | SS-MMA-DFM2-NS6 | 1.56 (39.5) | 0.69 (17.5) | 0.09 (2.4) | 15000 (1034) | |
| DFM2 | NS8 | SS-MMA-DFM2-NS8 | 1.82 (46.4) | 0.87 (22.2) | 0.09 (2.4) | 15000 (1034) | |
| DFM2 | NS12 | SS-MMA-DFM2-NS12 | 1.90 (48.4) | 1.06 (27.0) | 0.09 (2.4) | 10000 (690) | |
| DFM2 | NS16 | SS-MMA-DFM2-NS16 | 2.19 (55.7) | 1.37 (34.9) | 0.09 (2.4) | 10000 (690) | |
| DFM4 | NS2 | SS-MMA-DFM4-NS2 | 1.51 (38.4) | 0.63 (15.9) | 0.19 (4.8) | 15000 (1034) | |
| DFM4 | NS4 | SS-MMA-DFM4-NS4 | 1.69 (42.9) | 0.63 (15.9) | 0.19 (4.8) | 15000 (1034) | |
| DFM4 | NS6 | SS-MMA-DFM4-NS6 | 1.71 (43.4) | 0.69 (17.5) | 0.19 (4.8) | 15000 (1034) | |
| DFM4 | NS8 | SS-MMA-DFM4-NS8 | 1.98 (50.3) | 0.87 (22.2) | 0.19 (4.8) | 15000 (1034) | |
| DFM4 | NS12 | SS-MMA-DFM4-NS12 | 2.06 (52.3) | 1.06 (27.0) | 0.19 (4.8) | 10000 (690) | |
| DFM4 | NS16 | SS-MMA-DFM4-NS16 | 2.35 (59.6) | 1.37 (34.9) | 0.19 (4.8) | 10000 (690) | |
| DFM6 | NS2 | SS-MMA-DFM6-NS2 | 1.57(39.8) | 0.75 (19.1) | 0.19 (4.8) | 15000 (1034) | |
| DFM6 | NS4 | SS-MMA-DFM6-NS4 | 1.74 (44.3) | 0.75 (19.1) | 0.25 (6.4) | 15000 (1034) | |
| DFM6 | NS6 | SS-MMA-DFM6-NS6 | 1.74 (44.3) | 0.75 (19.1) | 0.25 (6.4) | 15000 (1034) | |
| DFM6 | NS8 | SS-MMA-DFM6-NS8 | 1.99 (50.7) | 0.87 (22.2) | 0.25 (6.4) | 15000 (1034) | |
| DFM6 | NS12 | SS-MMA-DFM6-NS12 | 2.07 (52.7) | 1.06 (27.0) | 0.25 (6.4) | 10000 (690) | |
| DFM6 | NS16 | SS-MMA-DFM6-NS16 | 2.36 (60.0) | 1.37 (34.9) | 0.25 (6.4) | 10000 (690) | |
| DFM8 | NS2 | SS-MMA-DFM8-NS2 | 1.78 (45.1) | 0.94 (23.8) | 0.19 (4.8) | 15000 (1034) | |
| DFM8 | NS4 | SS-MMA-DFM8-NS4 | 1.95 (49.6) | 0.94 (23.8) | 0.25 (6.4) | 15000 (1034) | |
| DFM8 | NS6 | SS-MMA-DFM8-NS6 | 1.95 (49.6) | 0.94 (23.8) | 0.31 (7.9) | 15000 (1034) | |
| DFM8 | NS8 | SS-MMA-DFM8-NS8 | 2.14 (54.5) | 0.94 (23.8) | 0.37 (9.5) | 15000 (1034) | |
| DFM8 | NS12 | SS-MMA-DFM8-NS12 | 2.20 (56.0) | 1.06 (27.0) | 0.37 (9.5) | 10000 (690) | |
| DFM8 | NS16 | SS-MMA-DFM8-NS16 | 2.49 (63.3) | 1.37 (34.9) | 0.37 (9.5) | 10000 (690) | |

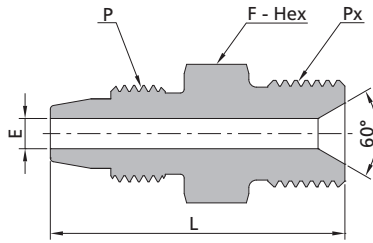
Male 20D Series to Male JIC



| Male 20D Series | | | Male JIC | | | |
|-----------------|---------------|------------------|----------------------|-------------|------------|--------------------------------|
| P-Connection | Px-Connection | Ordering Number | Dimensions, in. (mm) | | | Working Pressure psig (bar) |
| | | | L | F | E | |
| DFM2 | JM4 | SS-MMA-DFM2-JM4 | 1.49 (37.8) | 0.50 (12.7) | 0.09 (2.4) | 20000 (1379) |
| DFM2 | JM6 | SS-MMA-DFM2-JM6 | 1.53 (38.9) | 0.63 (15.9) | 0.09 (2.4) | 20000 (1379) |
| DFM2 | JM8 | SS-MMA-DFM2-JM8 | 1.71 (43.5) | 0.81 (20.6) | 0.09 (2.4) | 20000 (1379) |
| DFM2 | JM10 | SS-MMA-DFM2-JM10 | 1.85 (47.1) | 0.94 (23.8) | 0.09 (2.4) | 20000 (1379) |
| DFM2 | JM12 | SS-MMA-DFM2-JM12 | 2.04 (51.7) | 1.13 (28.6) | 0.09 (2.4) | 15000 (1034) |
| DFM2 | JM16 | SS-MMA-DFM2-JM16 | 2.16 (54.9) | 1.37 (34.9) | 0.09 (2.4) | 15000 (1034) |
| DFM4 | JM4 | SS-MMA-DFM4-JM4 | 1.68 (42.7) | 0.63 (15.9) | 0.17 (4.4) | 20000 (1379) |
| DFM4 | JM6 | SS-MMA-DFM4-JM6 | 1.69 (42.8) | 0.63 (15.9) | 0.19 (4.8) | 20000 (1379) |
| DFM4 | JM8 | SS-MMA-DFM4-JM8 | 1.87 (47.4) | 0.81 (20.6) | 0.19 (4.8) | 20000 (1379) |
| DFM4 | JM10 | SS-MMA-DFM4-JM10 | 2.01 (51.0) | 0.94 (23.8) | 0.19 (4.8) | 20000 (1379) |
| DFM4 | JM12 | SS-MMA-DFM4-JM12 | 2.19 (55.6) | 1.13 (28.6) | 0.19 (4.8) | 15000 (1034) |
| DFM4 | JM16 | SS-MMA-DFM4-JM16 | 2.31 (58.8) | 1.37 (34.9) | 0.19 (4.8) | 15000 (1034) |
| DFM6 | JM4 | SS-MMA-DFM6-JM4 | 1.74 (44.1) | 0.75 (19.1) | 0.17 (4.4) | 20000 (1379) |
| DFM6 | JM6 | SS-MMA-DFM6-JM6 | 1.74 (44.2) | 0.75 (19.1) | 0.23 (5.8) | 20000 (1379) |
| DFM6 | JM8 | SS-MMA-DFM6-JM8 | 1.88 (47.8) | 0.81 (20.6) | 0.25 (6.4) | 20000 (1379) |
| DFM6 | JM10 | SS-MMA-DFM6-JM10 | 2.02 (51.4) | 0.94 (23.8) | 0.25 (6.4) | 20000 (1379) |
| DFM6 | JM12 | SS-MMA-DFM6-JM12 | 2.20(56.0) | 1.13 (28.6) | 0.25 (6.4) | 15000 (1034) |
| DFM6 | JM16 | SS-MMA-DFM6-JM16 | 2.33(59.2) | 1.37 (34.9) | 0.25 (6.4) | 15000 (1034) |
| DFM8 | JM4 | SS-MMA-DFM8-JM4 | 1.94 (49.4) | 0.94 (23.8) | 0.17 (4.4) | 20000 (1379) |
| DFM8 | JM6 | SS-MMA-DFM8-JM6 | 1.95 (49.5) | 0.94 (23.8) | 0.23 (5.8) | 20000 (1379) |
| DFM8 | JM8 | SS-MMA-DFM8-JM8 | 2.05 (52.1) | 0.94 (23.8) | 0.31 (8.0) | 20000 (1379) |
| DFM8 | JM10 | SS-MMA-DFM8-JM10 | 2.15(54.7) | 0.94 (23.8) | 0.37 (9.4) | 20000 (1379) |
| DFM8 | JM12 | SS-MMA-DFM8-JM12 | 2.33 (59.3) | 1.13 (28.6) | 0.37 (9.5) | 15000 (1034) |
| DFM8 | JM16 | SS-MMA-DFM8-JM16 | 2.46 (62.5) | 1.37 (34.9) | 0.37 (9.5) | 15000 (1034) |

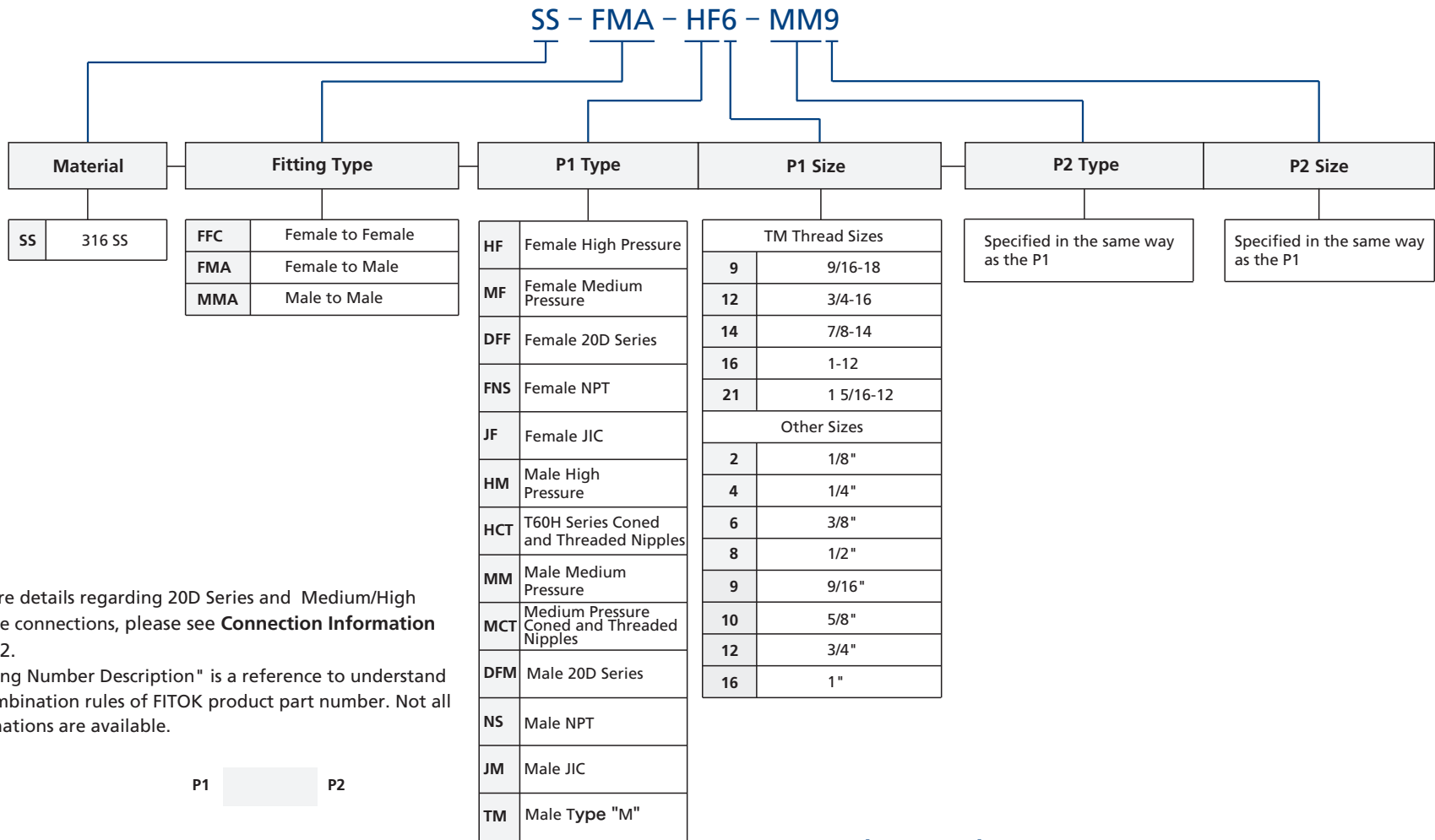
| |
|------------------------------|
| Fittings |
| Tubing |
| Quick Couplings |
| Line Filters |
| Valves |
| Sour Service Products |
| Subsea Valves |
| Part Number Crossover Charts |

Male 20D Series to Male Type "M"



| Male 20D Series | | | Male Type "M" | | | |
|-----------------|---------------|-------------------|----------------------|-------------|------------|--------------------------------|
| P-Connection | Px-Connection | Ordering Number | Dimensions, in. (mm) | | | Working Pressure psig (bar) |
| | | | L | F | E | |
| DFM2 | TM9 | SS-MMA-DFM 2-TM9 | 1.48(37.5) | 0.63 (15.9) | 0.09 (2.4) | 20000 (1379) |
| DFM2 | TM12 | SS-MMA-DFM 2-TM12 | 1.65(41.8) | 0.75 (19.1) | 0.09 (2.4) | 20000 (1379) |
| DFM2 | TM14 | SS-MMA-DFM 2-TM14 | 1.87(47.5) | 1.00 (25.4) | 0.09 (2.4) | 20000 (1379) |
| DFM2 | TM16 | SS-MMA-DFM 2-TM16 | 1.76(44.6) | 1.00 (25.4) | 0.09 (2.4) | 20000 (1379) |
| DFM2 | TM21 | SS-MMA-DFM 2-TM21 | 1.87(47.5) | 1.37 (34.9) | 0.09 (2.4) | 20000 (1379) |
| DFM4 | TM9 | SS-MMA-DFM 4-TM9 | 1.63(41.4) | 0.63 (15.9) | 0.09 (2.4) | 20000 (1379) |
| DFM4 | TM12 | SS-MMA-DFM 4-TM12 | 1.80(45.7) | 0.75 (19.1) | 0.19 (4.8) | 20000 (1379) |
| DFM4 | TM14 | SS-MMA-DFM 4-TM14 | 2.02(51.4) | 1.00 (25.4) | 0.15 (3.8) | 20000 (1379) |
| DFM4 | TM16 | SS-MMA-DFM 4-TM16 | 1.91(48.5) | 1.00 (25.4) | 0.19 (4.8) | 20000 (1379) |
| DFM4 | TM21 | SS-MMA-DFM 4-TM21 | 2.02(51.4) | 1.37 (34.9) | 0.19 (4.8) | 20000 (1379) |
| DFM6 | TM9 | SS-MMA-DFM 6-TM9 | 1.69(42.8) | 0.75 (19.1) | 0.09 (2.4) | 20000 (1379) |
| DFM6 | TM12 | SS-MMA-DFM 6-TM12 | 1.81(46.1) | 0.75 (19.1) | 0.25 (6.4) | 20000 (1379) |
| DFM6 | TM14 | SS-MMA-DFM 6-TM14 | 2.04(51.8) | 1.00 (25.4) | 0.15 (3.8) | 20000 (1379) |
| DFM6 | TM16 | SS-MMA-DFM 6-TM16 | 1.93(48.9) | 1.00 (25.4) | 0.25 (6.4) | 20000 (1379) |
| DFM6 | TM21 | SS-MMA-DFM 6-TM21 | 2.04(51.8) | 1.37 (34.9) | 0.25 (6.4) | 20000 (1379) |
| DFM8 | TM9 | SS-MMA-DFM 8-TM9 | 1.89(48.1) | 0.94 (23.8) | 0.09 (2.4) | 20000 (1379) |
| DFM8 | TM12 | SS-MMA-DFM 8-TM12 | 2.02(51.4) | 0.94 (23.8) | 0.29 (7.4) | 20000 (1379) |
| DFM8 | TM14 | SS-MMA-DFM 8-TM14 | 2.17(55.1) | 1.00 (25.4) | 0.15 (3.8) | 20000 (1379) |
| DFM8 | TM16 | SS-MMA-DFM 8-TM16 | 2.06(52.2) | 1.00 (25.4) | 0.37 (9.5) | 20000 (1379) |
| DFM8 | TM21 | SS-MMA-DFM 8-TM21 | 2.17(55.1) | 1.37 (34.9) | 0.37 (9.5) | 20000 (1379) |

Ordering Number Description



- Notes: 1. For more details regarding 20D Series and Medium/High Pressure connections, please see **Connection Information** on A-02.
2. "Ordering Number Description" is a reference to understand the combination rules of FITOK product part number. Not all combinations are available.

P1 P2

P1 and P2 shall be described in the following orders:

- ⦿ Describe the female end first if there is any
- ⦿ For female connections: HF□ - MF□ - DFF□ - FNS□ - JF□
- ⦿ For male connections: HM□ - HCT□ - MM□ - MCT□ - DFM□ - NS□ - JM□ - TM□
- ⦿ Describe in descending order according to sizes if the end connection types are the same
- ⦿ Describe the end of P1 if all end connections are the same

"Two-piece" Design

Ordering number with designator "HCP", "MCP" and "DCP" are for "two-piece" male to male and female to male adapter fittings. They are identical to the "one-piece" design in length. They can be ordered by using "HCP", "MCP" and "DCP" to take the place of "HM", "MM" and "DFM".

For example: Ordering number of "one-piece": SS-MMA-HM6-DFM4
 The corresponding ordering number of "Two-piece": SS-MMA-HCP6-DCP4.

| | | | | | | | |
|------------------------------|---------------|-----------------------|--------|--------------|-----------------|--------|----------|
| Part Number Crossover Charts | Subsea Valves | Sour Service Products | Valves | Line Filters | Quick Couplings | Tubing | Fittings |
|------------------------------|---------------|-----------------------|--------|--------------|-----------------|--------|----------|