

PFA Products

TA and AR Series



FITOK

www.fitokgroup.com

TA Series PFA Tubing

Features

- ⦿ Translucent tubing wall allows you to see media
- ⦿ Greater corrosion protection than stainless steel
- ⦿ Excellent chemical stability and compatibility
- ⦿ High thermal stability and continuous service temperature from -250°C to 260°C without degrading
- ⦿ Flame retardant to UL 94V-0 rating

Pressure-Temperature Ratings

Fractional Tube				
Tube O.D. (in.)	75°F (23°C)			
	Wall Thickness (in.)			
	0.030	0.047	0.063	0.075
	Working Pressure, psig (bar)			
1/8	300 (20.6)			
1/4		275 (18.9)	275 (18.9)	
3/8			235 (16.1)	
1/2			170 (11.7)	
3/4			110 (7.5)	
1			80 (5.5)	
1 1/4				80 (5.5)

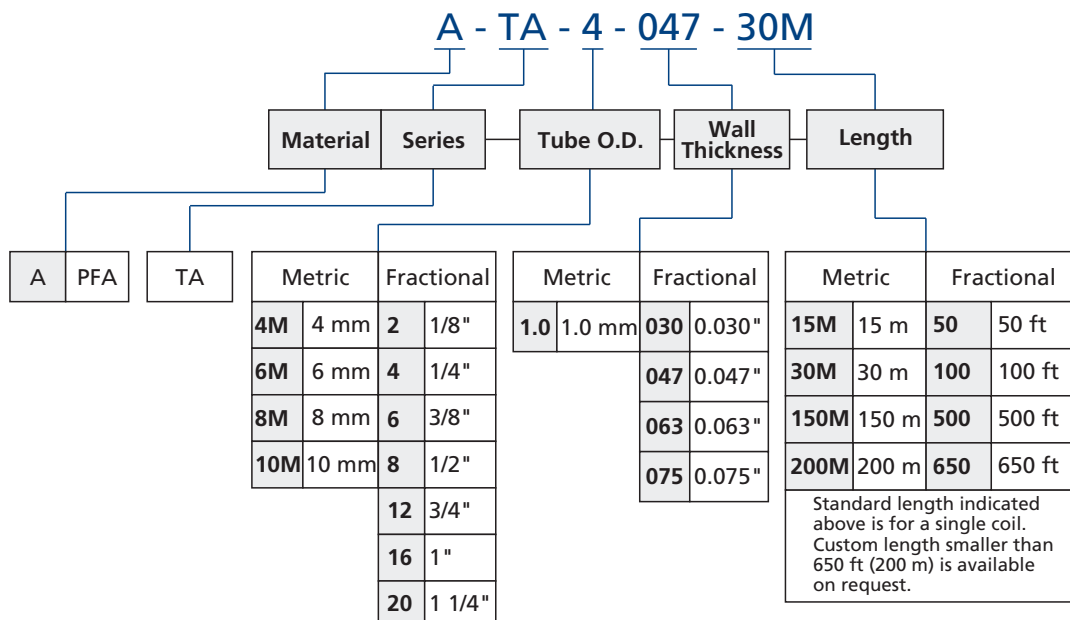
Metric Tube	
Tube O.D. (mm)	23°C (75°F)
	Wall Thickness (mm)
	1.0
	Working Pressure, bar (psig)
4	34.4 (500)
6	18.9 (235)
8	16.1 (170)
10	11.7 (130)

Ordering Information

Fractional Tube		
Tube O.D. (in.)	Wall Thickness (in.)	Basic Ordering Number
1/8	0.030	A-TA-2-030-
1/4	0.047	A-TA-4-047-
	0.063	A-TA-4-063-
3/8	0.063	A-TA-6-063-
1/2	0.063	A-TA-8-063-
3/4	0.063	A-TA-12-063-
1	0.063	A-TA-16-063-
1 1/4	0.075	A-TA-20-075-

Metric Tube		
Tube O.D. (mm)	Wall Thickness (mm)	Basic Ordering Number
4	1.0	A-TA-4M-1.0-
6	1.0	A-TA-6M-1.0-
8	1.0	A-TA-8M-1.0-
10	1.0	A-TA-10M-1.0-

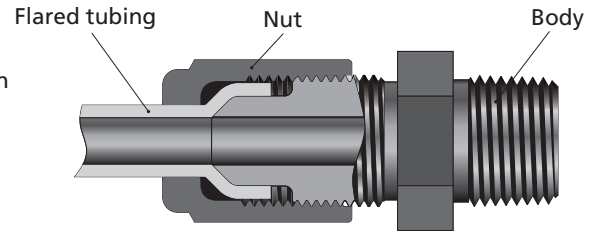
Ordering Number Description



AR Series PFA Fine Thread Flared Fittings

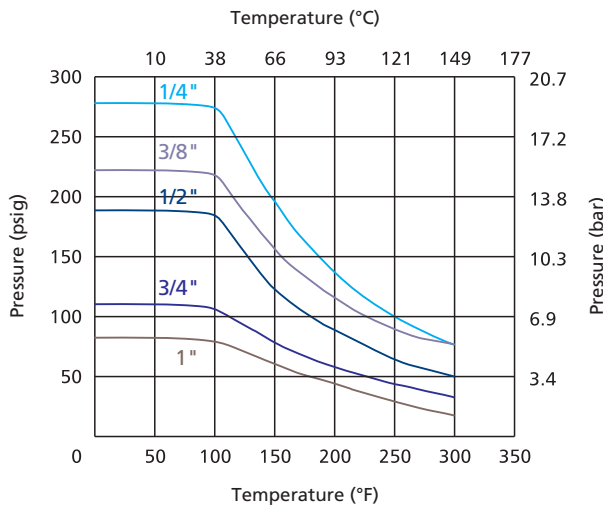
Features

- ⦿ Smooth Internal surface reduces potential for system contamination
- ⦿ Greater corrosion protection than stainless steel
- ⦿ Excellent chemical stability and compatibility
- ⦿ Easy assembly and disassembly

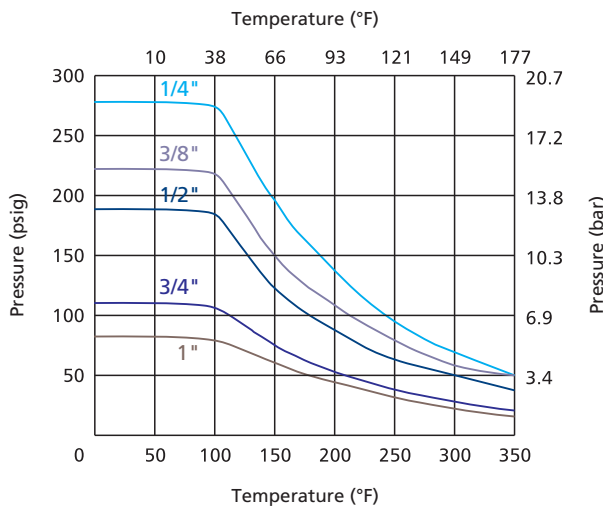


Pressure-Temperature Ratings

High Purity PFA Body, FVDF Nut



High Purity PFA Body, PFA Nut



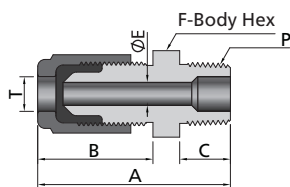
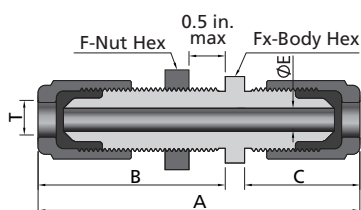
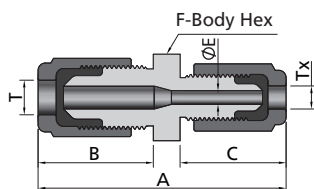
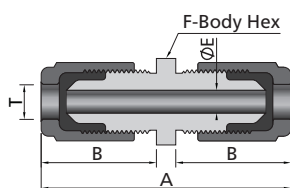
Ordering Information and Dimensions

1. The dimensions are for reference only and subject to change.
2. PFA fittings are standard with PFA nuts. To order PFA fittings with PVDF nuts, add **-PD** as a suffix to the ordering number

Example: A-U-PF4 (with PFA nut)

A-U-PF4-PD (with PVDF nut)

Straight Fittings



For JIS (ISO/BSP tapered) end connections,
Replace **NS** in the ordering number with **RT**.
Example: A-CM-AR4-RT4

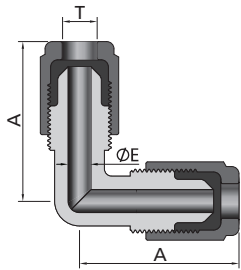
Union						
T-Tube O.D. (in.)	Ordering Number	Dimensions, mm				
		A	B	E	F	
1/4	A-U-AR4	63.2	29.2	3.81	17.5	
3/8	A-U-AR6	68.8	31.8	6.35	20.6	
1/2	A-U-AR8	74.4	34.3	9.65	23.8	
3/4	A-U-AR12	82.6	38.1	16.0	30.2	
1	A-U-AR16	94.2	43.4	22.4	36.5	

Reducing							
T-Tube O.D. (in.)		Ordering Number	Dimensions, mm				
T	Tx		A	B	C	E	F
3/8	1/4	A-U-AR6-AR4	68.8	31.8	29.2	3.81	20.6
1/2	3/8	A-U-AR8-AR6	73.4	34.3	31.8	6.35	23.8
3/4	1/2	A-U-AR12-AR8	79.8	38.1	34.3	9.65	30.2
1	3/4	A-U-AR16-AR12	89.2	43.4	38.1	16.8	36.5

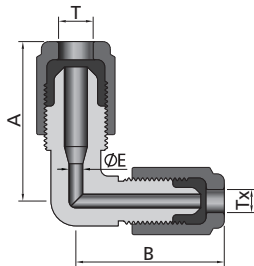
Bulkhead							
T-Tube O.D. (in.)	Ordering Number	Dimensions, mm					
		A	B	C	E	F	Fx
1/4	A-BU-AR4	83.1	49.0	29.2	3.81	19.1	17.5
3/8	A-BU-AR6	88.6	51.6	31.8	6.35	23.8	20.6
1/2	A-BU-AR8	94.2	54.1	34.3	9.65	27.0	23.8
3/4	A-BU-AR12	102.4	57.9	38.1	16.0	33.3	30.2
1	A-BU-AR16	116.1	65.0	43.4	22.4	44.5	41.3

Male NPT							
T-Tube O.D. (in.)	P-NPT Size	Ordering Number	Dimensions, mm				
			A	B	C	E	F
1/4	1/8	A-CM-AR4-NS2	50.6	29.2	11.4	3.81	15.9
1/4	1/4	A-CM-AR4-NS4	53.1	29.2	14.0	3.81	15.9
1/4	3/8	A-CM-AR4-NS6	53.1	29.2	14.0	3.81	17.5
1/4	1/2	A-CM-AR4-NS8	55.9	29.2	16.8	3.81	23.8
1/4	3/4	A-CM-AR4-NS12	56.1	29.2	17.1	3.81	30.2
1/4	1	A-CM-AR4-NS16	60.7	29.2	21.6	3.81	36.5
3/8	1/4	A-CM-AR6-NS4	53.1	31.8	14.0	6.35	20.6
3/8	3/8	A-CM-AR6-NS6	53.1	31.8	14.0	6.35	20.6
3/8	1/2	A-CM-AR6-NS8	56.1	31.8	16.8	6.35	23.8
3/8	3/4	A-CM-AR6-NS12	56.1	31.8	17.1	6.35	30.2
1/2	1/4	A-CM-AR8-NS4	55.9	34.3	14.0	9.65	23.8
1/2	3/8	A-CM-AR8-NS6	55.9	34.3	14.0	9.65	23.8
1/2	1/2	A-CM-AR8-NS8	58.7	34.3	16.8	9.65	23.8
1/2	3/4	A-CM-AR8-NS12	58.9	34.3	17.1	9.65	30.2
3/4	1/2	A-CM-AR12-NS8	62.2	38.1	16.8	14.0	30.2
3/4	3/4	A-CM-AR12-NS12	62.5	38.1	17.0	16.0	30.2
3/4	1	A-CM-AR12-NS16	67.6	38.1	21.6	16.0	36.5
1	3/4	A-CM-AR16-NS12	67.8	43.4	17.0	16.8	36.5
1	1	A-CM-AR16-NS16	73.6	43.4	21.6	22.4	36.5

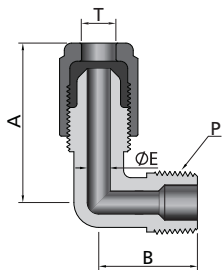
90° Elbows



Union			
T-Tube O.D. (in.)	Ordering Number	Dimensions, mm	
		A	E
1/4	A-LU-AR4	40.9	3.81
3/8	A-LU-AR6	43.9	6.35
1/2	A-LU-AR8	46.5	9.65
3/4	A-LU-AR12	55.4	16.0
1	A-LU-AR16	68.6	22.1



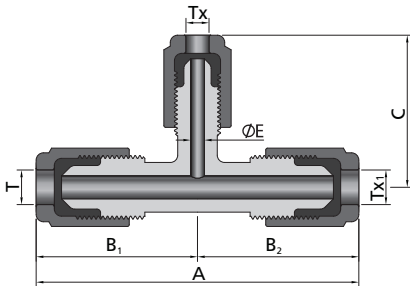
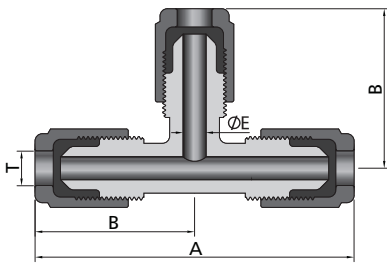
Reducing					
T-Tube O.D. (in.)		Ordering Number	Dimensions, mm		
T	Tx		A	B	E
3/8	1/4	A-LU-AR6-AR4	43.9	40.9	3.81
1/2	1/4	A-LU-AR8-AR4	46.5	40.9	3.81
1/2	3/8	A-LU-AR8-AR6	46.5	43.9	6.35
3/4	1/2	A-LU-AR12-AR8	55.4	46.5	9.65
1	1/2	A-LU-AR16-AR8	68.6	50.5	9.65
1	3/4	A-LU-AR16-AR12	68.6	55.4	16.0



Male NPT					
T-Tube O.D. (in.)	P-NPT Size	Ordering Number	Dimensions, mm		
			A	B	E
1/4	1/8	A-LM-AR4-NS2	40.9	27.2	3.81
1/4	1/4	A-LM-AR4-NS4	40.9	27.2	3.81
1/4	3/8	A-LM-AR4-NS6	40.9	27.2	3.81
3/8	1/4	A-LM-AR6-NS4	43.9	27.2	6.35
3/8	3/8	A-LM-AR6-NS6	43.9	27.2	6.35
3/8	1/2	A-LM-AR6-NS8	43.9	30.0	6.35
1/2	1/4	A-LM-AR8-NS4	46.5	27.2	6.35
1/2	3/8	A-LM-AR8-NS6	68.8	27.2	9.65
1/2	1/2	A-LM-AR8-NS8	68.8	30.0	9.65
1/2	3/4	A-LM-AR8-NS12	68.8	34.5	9.65
3/4	1/2	A-LM-AR12-NS8	55.4	34.8	13.5
3/4	3/4	A-LM-AR12-NS12	55.4	34.8	16.0
3/4	1	A-LM-AR12-NS16	55.4	45.7	16.0
1	3/4	A-LM-AR16-NS12	68.6	41.7	16.8
1	1	A-LM-AR16-NS16	68.6	45.7	22.1

For JIS (ISO/BSP tapered) end connections,
Replace **NS** in the ordering number with **RT**.
Example: A-CM-AR4-RT4

Tees

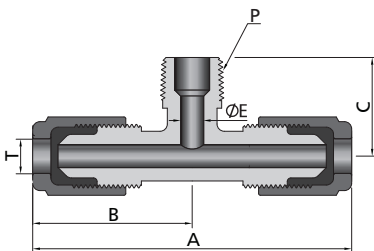


Union

T-Tube O.D. (in.)	Ordering Number	Dimensions, mm		
		A	B	E
1/4	A-TTT-AR4	83.3	40.9	3.81
3/8	A-TTT-AR6	88.4	43.9	6.35
1/2	A-TTT-AR8	93.5	46.5	9.65
3/4	A-TTT-AR12	110.7	55.4	16.0
1	A-TTT-AR16	137.2	68.6	22.4

Reducing

T-Tube O.D. (in.)			Ordering Number	Dimensions, mm				
T	Tx ₁	Tx		A	B ₁	B ₂	C	E
3/8	1/4	1/4	A-TTT-AR6-AR4-AR4	86.4	44.5	41.9	41.9	3.81
3/8	3/8	1/4	A-TTT-AR6-AR6-AR4	86.4	44.5	44.5	41.9	3.81
3/8	1/4	3/8	A-TTT-AR6-AR4-AR6	86.4	44.5	41.9	44.5	3.81
1/2	1/4	1/4	A-TTT-AR8-AR4-AR4	89.2	47.2	41.9	41.9	3.81
1/2	1/2	1/4	A-TTT-AR8-AR8-AR4	94.5	47.2	47.2	41.9	3.81
1/2	3/8	3/8	A-TTT-AR8-AR6-AR6	91.7	47.2	44.5	44.5	6.35
1/2	1/2	3/8	A-TTT-AR8-AR8-AR6	94.5	47.2	47.2	44.5	6.35
1/2	3/8	1/2	A-TTT-AR8-AR6-AR8	91.7	47.2	44.5	47.2	9.65
3/4	3/4	1/4	A-TTT-AR12-AR12-AR4	110.1	55.4	55.4	41.9	3.81
3/4	3/4	3/8	A-TTT-AR12-AR12-AR6	110.1	55.4	55.4	44.5	6.35
3/4	3/4	1/2	A-TTT-AR12-AR12-AR8	110.1	55.4	55.4	47.2	9.65
3/4	1/2	3/4	A-TTT-AR12-AR8-AR12	102.6	55.4	47.2	55.4	9.65
1	1	3/4	A-TTT-AR16-AR16-AR12	137.2	68.6	68.6	55.4	16.0



Branch, NPT

T-Tube O.D. (in.)	P-NPT Size	Ordering Number	Dimensions, mm			
			A	B	C	E
1/4	1/8	A-TTM-AR4-NS2	81.8	40.9	27.2	3.81
1/4	1/4	A-TTM-AR4-NS4	81.8	40.9	27.2	3.81
3/8	1/4	A-TTM-AR6-NS4	87.9	43.9	27.2	6.35
3/8	3/8	A-TTM-AR6-NS6	87.9	43.9	27.2	6.35
1/2	3/8	A-TTM-AR8-NS6	93.0	46.5	27.2	9.65
1/2	1/2	A-TTM-AR8-NS8	93.0	46.5	30.0	9.65
3/4	1/4	A-TTM-AR12-NS4	110.7	55.4	32.3	6.35
3/4	3/4	A-TTM-AR12-NS12	110.7	55.4	34.8	16.0
1	1/4	A-TTM-AR16-NS4	137.2	68.6	39.6	6.35
1	1	A-TTM-AR16-NS16	137.2	68.6	45.7	22.4

info@fitokgroup.com
www.fitokgroup.com



FK-IC-SF-05-EN-190711